



Connectors > Automotive Connectors > Connector Housings > MQS, CONNECTOR HOUSING



Connector & Housing Type: **Housing for Female Terminals**

Mating Tab Width: **.63 mm [.025 in]**

Connector System: **Wire-to-Board, Wire-to-Device**

Number of Positions: **9**

Centerline (Pitch): **2.54 mm [.1 in]**

[All MQS, CONNECTOR HOUSING \(557\)](#)

Features

Product Type Features

| | |
|---------------------------|-------------------------------|
| Connector & Housing Shape | Rectangular |
| Connector & Housing Type | Housing for Female Terminals |
| Connector System | Wire-to-Board, Wire-to-Device |
| Sealable | No |
| Hybrid Connector | No |
| Primary Locking Feature | On the Terminal |

Configuration Features

| | |
|---------------------|---|
| Number of Positions | 9 |
| Number of Rows | 1 |

Electrical Characteristics

| | |
|------------------------------|------------|
| Operating Voltage | 24 VDC |
| Nominal Voltage Architecture | 12 V, 24 V |

Body Features

| | |
|-----------------------|-------|
| Cable Exit Angle | 180° |
| Body Material | PA GF |
| Primary Product Color | Black |



Contact Features

| | |
|------------------|-----------------|
| Contact Size | .63mm |
| Contact Type | Receptacle |
| Mating Tab Width | .63 mm[.025 in] |

Mechanical Attachment

| | |
|-----------------------------|----------------------------|
| Mounting Feature | Without |
| Terminal Position Assurance | No |
| Strain Relief | Without |
| Mating Alignment Type | Polarized |
| Mating Alignment | With |
| Connector Mounting Type | Cable Mount (Free-Hanging) |

Housing Features

| | |
|--------------------|----------------|
| Centerline (Pitch) | 2.54 mm[.1 in] |
|--------------------|----------------|

Dimensions

| | |
|----------------|-------------------|
| Product Width | 5.8 mm[.228 in] |
| Product Length | 26.4 mm[1.039 in] |
| Product Height | 16 mm[.63 in] |

Usage Conditions

| | |
|-----------------------------|---|
| Operating Temperature (Max) | 70 °C, 75 °C, 80 °C, 85 °C, 90 °C, 100 °C, 105 °C, 110 °C, 120 °C, 125 °C[158 °F][167 °F][176 °F][185 °F][194 °F][212 °F][221 °F][230 °F][248 °F][257 °F] |
| Operating Temperature Range | -30 – 125 °C[-22 – 257 °F] |

Operation/Application

| | |
|---------------------|--------|
| Circuit Application | Signal |
|---------------------|--------|

Packaging Features

| | |
|------------------|-----|
| Packaging Method | Box |
|------------------|-----|

Other

| | |
|--------------------------------------|----|
| Serviceable | No |
| Connector Position Assurance Capable | No |

Product Compliance

For compliance documentation, visit the product page on [TE.com](https://www.te.com)>

| | |
|---|---|
| EU RoHS Directive 2011/65/EU | Compliant |
| EU ELV Directive 2000/53/EC | Compliant |
| China RoHS 2 Directive MIIT Order No 32, 2016 | No Restricted Materials Above Threshold |
| EU REACH Regulation (EC) No. 1907/2006 | Current ECHA Candidate List: JUNE 2022 (224) Candidate List Declared Against: JUNE 2022 (224) Does not contain REACH SVHC |
| Halogen Content | Low Halogen - Br, Cl, F, I < 900 ppm per homogenous material. Also BFR/CFR/PVC Free |
| Solder Process Capability | Not applicable for solder process capability |

Product Compliance Disclaimer

This information is provided based on reasonable inquiry of our suppliers and represents our current actual knowledge based on the information they provided. This information is subject to change. The part numbers that TE has identified as EU RoHS compliant have a maximum concentration of 0.1% by weight in homogenous materials for lead, hexavalent chromium, mercury, PBB, PBDE, DBP, BBP, DEHP, DIBP, and 0.01% for cadmium, or qualify for an exemption to these limits as defined in the Annexes of Directive 2011/65/EU (RoHS2). Finished electrical and electronic equipment products will be CE marked as required by Directive 2011/65/EU. Components may not be CE marked. Additionally, the part numbers that TE has identified as EU ELV compliant have a maximum concentration of 0.1% by weight in homogenous materials for lead, hexavalent chromium, and mercury, and 0.01% for cadmium, or qualify for an exemption to these limits as defined in the Annexes of Directive 2000/53/EC (ELV). Regarding the REACH Regulation, the information TE provides on SVHC in articles for this part number is based on the latest European Chemicals Agency (ECHA) 'Guidance on requirements for substances in articles' posted at this URL: <https://echa.europa.eu/guidance-documents/guidance-on-reach>

Compatible Parts




Also in the Series | MQS



Automotive Connector Caps & Covers (132)



Automotive Connector EMC Shielding (2)



Automotive Connector Locks & Position Assurance(29)




Automotive Housings(489)



Automotive Seals & Cavity Plugs(26)



Automotive Terminals(96)



Insertion & Extraction Tools(42)



Other Automotive Connector Accessories(13)



PCB Headers & Receptacles(207)

Customers Also Bought



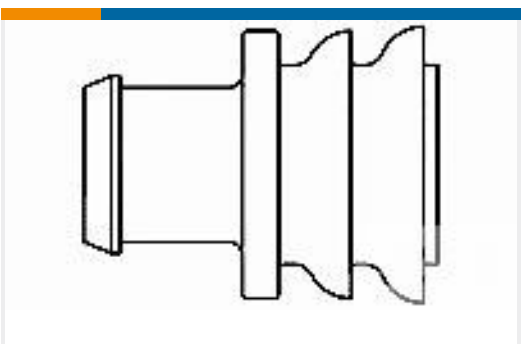
TE Part #DT04-2P
DEUTSCH DT Series Housings & Connectors



TE Part #W2S
DEUTSCH DT WEDGELOCKS




TE Part #282104-1
AMP SUPERSEAL 1.5MM, CONNECTOR HOUSING



TE Part #281934-2
SINGLE WIRE SEAL



TE Part #0460-202-16141
DEUTSCH SOLID CONTACTS



TE Part #114017-ZZ
SEALING PLUG, SIZE 12/16, WHT

Documents



Product Drawings

9POS MQS REC

English

CAD Files

Customer View Model

[ENG_CVM_CVM_284134-1_B.2d_dxf.zip](#)

English

3D PDF

3D

Customer View Model

[ENG_CVM_CVM_284134-1_B.3d_igs.zip](#)

English

Customer View Model

[ENG_CVM_CVM_284134-1_B.3d_stp.zip](#)

English

By downloading the CAD file I accept and agree to the [Terms and Conditions](#) of use.

Datasheets & Catalog Pages

Micro Quadlok Interconnection System (MQS)

English

Product Specifications

DASH-BOARD CONNECTOR SYSTEM FOR FIAT 188 CAR MODEL

English

Product Specification

English

HEADERS AND CONNECTORS FOR DOOR JUNCTION SYSTEM

English

Product Specification

English