

Product Data Sheet

hm2.0 Female connector, type B22,
Part No. 244-22300-15




Illustration similar



Perpendicular



Press-fit

- 110 contacts
- termination length 2.9 mm
- for PCB ≥ 1.44 mm
- with shielding
- tested according to IEC 61076-4-101



» to product on www.ept.de



» to product group hm 2.0

Product Data Sheet

hm2.0 Female connector, type B22,
Part No. 244-22300-15



Technical Specifications

Basics

| | |
|-----------------------------|-----------------|
| Specification | IEC 61076-4-101 |
| Performance Level | 2 |
| No. of Contacts | 110 |
| Termination Technology | Press-fit |
| Termination Length | 2.9 mm |
| Operating Temperature Range | -55°C to +125°C |

Material

| | |
|-------------------------------|-----------------------------|
| Insulator Material | PBT glass filled, UL 94 V-0 |
| CTI value <i>IEC 60112</i> | 200 |
| Contact Material | Bronze |

Mechanical

| | |
|--------------------------|--|
| Pitch | 2.0 mm |
| Mating Force per Pin | Contact: max. 0.75 N, Shielding: max. 1 N |
| Separating Force per Pin | Contact: min. 0.15 N, Shielding: min. 0.15 N |
| Durability | > 250 mating cycles |

Electrical

| | |
|------------------------|------------------------------|
| Operational Current | 1.5 A @ +20°C, 1.0 A @ +70°C |
| Contact Resistance | max. 20 mΩ |
| Clearance and Creepage | ≥ 0.6 mm |
| Insulation Resistance | min. 10 ⁴ MΩ |
| Test Voltage | 750 V r.m.s |
| Data Transfer Rate | 3.125 Gbit/s |

Approval / Compliance

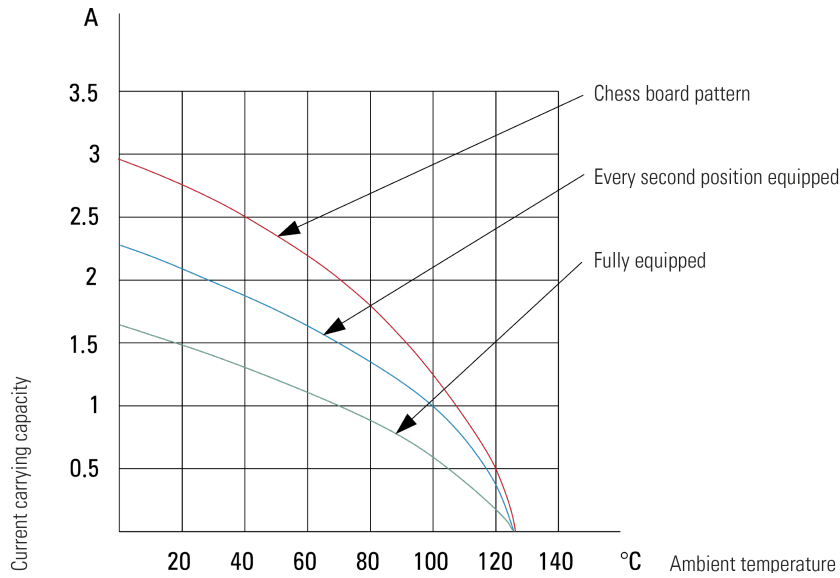
| | |
|-------------|----------------|
| UL file | E130314 |
| Environment | RoHS compliant |

Product Data Sheet

hm2.0 Female connector, type B22,
Part No. 244-22300-15



Derating Diagram



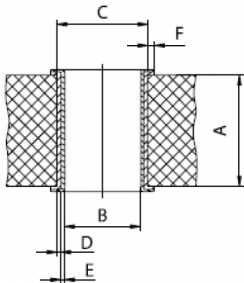
Product Data Sheet

hm2.0 Female connector, type B22,
Part No. 244-22300-15



Hole Specifications

Plated through-hole according to IEC 60352-5



| Material | imm. Sn printed circuit boards |
|------------------------|--------------------------------|
| Nominal Hole | Ø 0.6 mm |
| A PCB Thickness | min 1.44 mm |
| B Plated Hole | Ø 0.60 ±0.05 mm |
| C Drill Hole | 0.70 ±0.02 mm |
| D Cu Plating | min. 25 µm |
| E Surface | max. 1.5 µm; imm. Sn plating |
| F Annular Ring | min. 0.1 mm |

| Material | Ni, Au printed circuit boards |
|------------------------|---|
| Nominal Hole | Ø 0.6 mm |
| A PCB Thickness | min 1.44 mm |
| B Plated Hole | Ø 0.60 ±0.05 mm |
| C Drill Hole | 0.70 ±0.02 mm |
| D Cu Plating | min. 25 µm |
| E Surface | Ni, Au plating, 0.05 - 0.2 µm Au over 2.5 - 5 µm Ni |
| F Annular Ring | min. 0.1 mm |

| Material | pure Cu printed circuit boards |
|------------------------|---|
| Nominal Hole | Ø 0.6 mm |
| A PCB Thickness | min 1.44 mm |
| B Plated Hole | Ø 0.60 ±0.05 mm |
| C Drill Hole | 0.70 ±0.02 mm |
| D Cu Plating | min. 25 µm |
| E Surface | OSP*, z.B. GLICOAT-SMD (F2) with 0.12 - 0.15 µm |
| F Annular Ring | min. 0.1 mm |

| Material | HAL Sn printed circuit boards |
|------------------------|-------------------------------|
| Nominal Hole | Ø 0.6 mm |
| A PCB Thickness | min 1.44 mm |
| B Plated Hole | Ø 0.60 ±0.05 mm |
| C Drill Hole | 0.70 ±0.02 mm |
| D Cu Plating | min. 25 µm |
| E Surface | HAL Sn, 5 - 15 µm |
| F Annular Ring | min. 0.1 mm |

Product Data Sheet

hm2.0 Female connector, type B22,
Part No. 244-22300-15



Modifications

Available on request

- other contact surface
- also in THTR

Accessories

- » hm2.0 lower shield, type B22
Part Number 244-22600-1

Drawings

Component data in 2D and 3D format you can download here:

[» PDF](#)

[» 3D IGES](#)

[» 3D STEP](#)

[» 3D PDF](#)