

2304514-2 ✓ ACTIVE

MCON Interconnection System


TE Internal #: 2304514-2

Housing for Female Terminals, 2 Position, .157 in [4 mm] Centerline, Sealable, Gray, Signal, Cable Mount (Free-Hanging), MCON Interconnection System

[View on TE.com >](#)



Connectors > Automotive Connectors > Connector Housings > MCON, CONNECTOR HOUSING



Connector & Housing Type: **Housing for Female Terminals**

Mating Tab Width: 1.2 mm [.047 in]

Number of Positions: 2

Centerline (Pitch): 4 mm [.157 in]

Sealable: **Yes**

[All MCON, CONNECTOR HOUSING \(283\)](#)

Features

Product Type Features

Connector & Housing Shape	Rectangular
Connector & Housing Type	Housing for Female Terminals
Sealable	Yes
Hybrid Connector	No
Primary Locking Feature	Integrated in Housing

Configuration Features

Number of Positions	2
Number of Rows	1

Electrical Characteristics

Nominal Voltage Architecture	12 V
------------------------------	------

Body Features

Body Material	PBT GF
---------------	--------



Primary Product Color	Gray
-----------------------	------

Connector Code	B
----------------	---

Contact Features

Contact Size	1.2mm
--------------	-------

Contact Type	Receptacle
--------------	------------

Mating Tab Width	1.2 mm[.047 in]
------------------	-----------------

Mechanical Attachment

Terminal Position Assurance	Yes
-----------------------------	-----

Mating Alignment Type	Keyed
-----------------------	-------

Mating Alignment	With
------------------	------

Connector Mounting Type	Cable Mount (Free-Hanging)
-------------------------	----------------------------

Housing Features

Centerline (Pitch)	4 mm[.157 in]
--------------------	---------------

Usage Conditions

Operating Temperature (Max)	70 °C, 75 °C, 80 °C, 85 °C, 90 °C, 100 °C, 105 °C, 110 °C, 120 °C, 125 °C, 130 °C, 140 °C, 145 °C, 150 °C[158 °F][167 °F][176 °F][185 °F][194 °F][212 °F][221 °F][230 °F][248 °F][257 °F][266 °F][284 °F][293 °F][302 °F]
-----------------------------	---

Operating Temperature Range	-40 – 150 °C[-40 – 302 °F]
-----------------------------	----------------------------

Operation/Application

Circuit Application	Signal
---------------------	--------

Other

Connector Position Assurance Capable	No
--------------------------------------	----

Product Compliance

[For compliance documentation, visit the product page on TE.com>](#)

EU RoHS Directive 2011/65/EU	Compliant
------------------------------	-----------

EU ELV Directive 2000/53/EC	Compliant
-----------------------------	-----------

China RoHS 2 Directive MIIT Order No 32, 2016	No Restricted Materials Above Threshold
---	---

EU REACH Regulation (EC) No. 1907/2006	Current ECHA Candidate List: JUNE 2022 (224) Candidate List Declared Against: JAN 2022 (223) SVHC > Threshold:
--	--



Not Yet Reviewed

Halogen Content

BFR/CFR/PVC Free, but Br/Cl >900 ppm in other sources.

Solder Process Capability

Not reviewed for solder process capability

Product Compliance Disclaimer

This information is provided based on reasonable inquiry of our suppliers and represents our current actual knowledge based on the information they provided. This information is subject to change. The part numbers that TE has identified as EU RoHS compliant have a maximum concentration of 0.1% by weight in homogenous materials for lead, hexavalent chromium, mercury, PBB, PBDE, DBP, BBP, DEHP, DIBP, and 0.01% for cadmium, or qualify for an exemption to these limits as defined in the Annexes of Directive 2011/65/EU (RoHS2). Finished electrical and electronic equipment products will be CE marked as required by Directive 2011/65/EU. Components may not be CE marked. Additionally, the part numbers that TE has identified as EU ELV compliant have a maximum concentration of 0.1% by weight in homogenous materials for lead, hexavalent chromium, and mercury, and 0.01% for cadmium, or qualify for an exemption to these limits as defined in the Annexes of Directive 2000/53/EC (ELV). Regarding the REACH Regulation, the information TE provides on SVHC in articles for this part number is based on the latest European Chemicals Agency (ECHA) 'Guidance on requirements for substances in articles' posted at this URL: <https://echa.europa.eu/guidance-documents/guidance-on-reach>

Compatible Parts



TE Part # 2272168-1
MCON WIRE DRESS, 2P PLUG, STRAIGHT



TE Part # CAT-M4595-T273
MCON, RECEPTACLE AND TAB



TE Part # 2203770-2
2POS, MCON 1.2 CB TAB 1p TL SEALED



TE Part # 2272169-1
MCON WIRE DRESS, 2P PLUG, RIGHT ANGLE




TE Part # 2138898-1
Wire Seal, VAMAC, Lubricated

Also in the Series | MCON Interconnection System



Automotive Connector Caps & Covers (24)




Automotive Connector Locks & Position Assurance(11)



Automotive Housings(288)




Automotive Seals & Cavity Plugs(4)




Automotive Terminals(113)



Insertion & Extraction Tools(31)






Other Automotive Connector Accessories(6)



PCB Headers & Receptacles(1)

Customers Also Bought

TE Part #788189-2
CPC 17-3 RCPT ASY,REV SEXTE Part #2-330648-1
PIDG 22-16 22-18 MIL R 4; TAPETE Part #2177090-3
STEEL,OUTER FERRULE,8MM HV,
25SQMMTE Part #1-1633961-2
CRIMPER, INSULATION F PREMIUM
25SQMMTE Part #1587940-3
CABLE SEAL RETAINER, SIZE CTE Part #2103013-3
CABLE SEAL RETAINER, SIZE 2, OR,
HVA280TE Part #2208669-3
8MM HV, CONTACT,ASSYTE Part #4-1633932-0
ANVIL, COMBINATIONTE Part #464291-5
ANVIL, SAND-BLASTED 12-10TE Part #YHV280-2PM-P-4MM-B
HVA280-2pnm,pass,4sqmm,Key B

Documents

Product Drawings

2POS,MCON 1.2,REC HSG ASSY,SLD,COD B

English

CAD Files

3D PDF

3D

Customer View Model

ENG_CVM_CVM_2304514-2_A.2d_dxf.zip



English

Customer View Model

[ENG_CVM_CVM_2304514-2_A.3d_igs.zip](#)

English

Customer View Model

[ENG_CVM_CVM_2304514-2_A.3d_stp.zip](#)

English

By downloading the CAD file I accept and agree to the [Terms and Conditions](#) of use.

Datasheets & Catalog Pages

[MCON Interconnection System](#)

English