

2292863-1 ✓ ACTIVE

AMP | AMPSEAL 16

TE Internal #: 2292863-1

Automotive Connector Caps & Covers, Backshell, Cable Exit Angle 180° (In-Line), Black, PA, Wire-to-Device, 6 Position, AMPSEAL 16

[View on TE.com >](#)



Connectors > Automotive Connectors > Connector Accessories > Connector Caps & Covers > AMPSEAL 16 Connectors Backshell



Protection & Strain Relief Accessory Type: **Backshell**

Cable Exit Angle: **180° (In-Line)**

Strain Relief: **With**

Primary Product Color: **Black**

Primary Product Material: **PA**

[All AMPSEAL 16 Connectors Backshell \(82\)](#)

Features

Product Type Features

| | |
|---|----------------|
| Protection & Strain Relief Accessory Type | Backshell |
| Connector System | Wire-to-Device |

Configuration Features

| | |
|---------------------|---|
| Number of Positions | 6 |
|---------------------|---|

Body Features

| | |
|--------------------------|----------------|
| Cable Exit Angle | 180° (In-Line) |
| Primary Product Color | Black |
| Primary Product Material | PA |

Mechanical Attachment

| | |
|---------------|------|
| Strain Relief | With |
|---------------|------|

Usage Conditions

| | |
|---------------------------------|--|
| Compatible With Connector Style | Cap |
| Operating Temperature (Max) | 70 °C, 75 °C, 80 °C, 85 °C, 90 °C, 100 °C, |



105 °C, 110 °C, 120 °C, 125 °C[158 °F][167 °F][176 °F][185 °F][194 °F][212 °F][221 °F][230 °F][248 °F][257 °F]

| | |
|-----------------------------|----------------------------|
| Operating Temperature Range | -40 – 125 °C[-40 – 257 °F] |
|-----------------------------|----------------------------|

Industry Standards

| | |
|------------------------|----------|
| UL Flammability Rating | UL 94V-0 |
|------------------------|----------|

Other

| | |
|-------------|-----|
| Serviceable | Yes |
|-------------|-----|

Product Compliance

[For compliance documentation, visit the product page on TE.com>](#)

| | |
|---|--|
| EU RoHS Directive 2011/65/EU | Compliant |
| EU ELV Directive 2000/53/EC | Compliant |
| China RoHS 2 Directive MIIT Order No 32, 2016 | No Restricted Materials Above Threshold |
| EU REACH Regulation (EC) No. 1907/2006 | Current ECHA Candidate List: JUNE 2022 (224) Candidate List Declared Against: JAN 2022 (223) SVHC > Threshold: Not Yet Reviewed |
| Halogen Content | Low Halogen - Br, Cl, F, I < 900 ppm per homogenous material. Also BFR/CFR/PVC Free |
| Solder Process Capability | Not applicable for solder process capability |


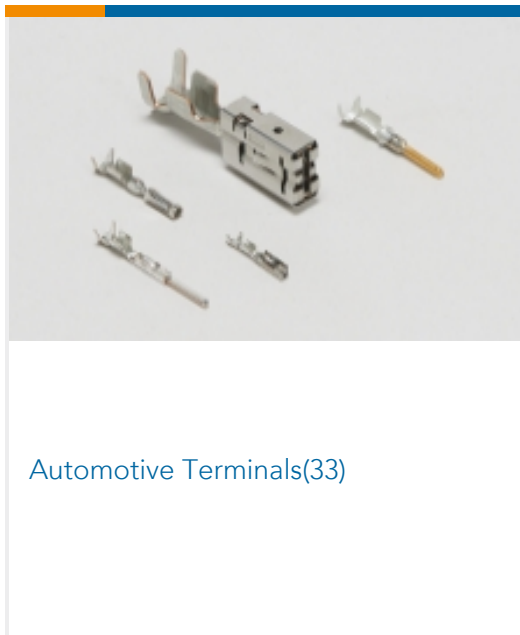
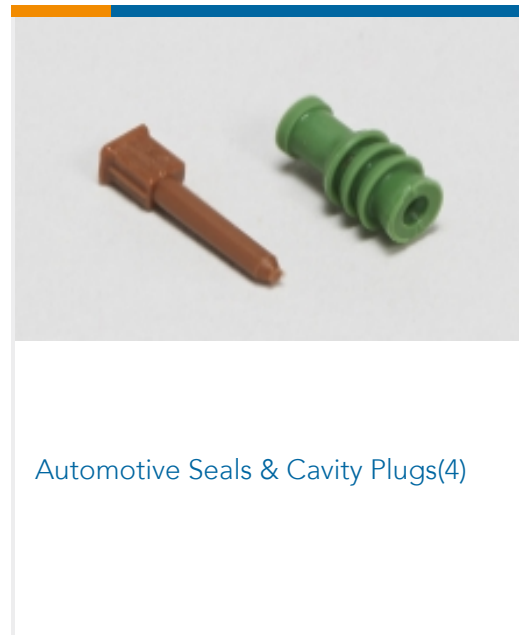
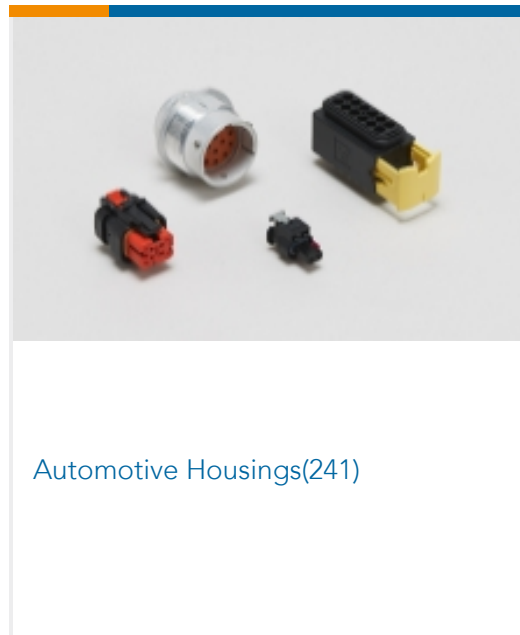
Product Compliance Disclaimer

This information is provided based on reasonable inquiry of our suppliers and represents our current actual knowledge based on the information they provided. This information is subject to change. The part numbers that TE has identified as EU RoHS compliant have a maximum concentration of 0.1% by weight in homogenous materials for lead, hexavalent chromium, mercury, PBB, PBDE, DBP, BBP, DEHP, DIBP, and 0.01% for cadmium, or qualify for an exemption to these limits as defined in the Annexes of Directive 2011/65/EU (RoHS2). Finished electrical and electronic equipment products will be CE marked as required by Directive 2011/65/EU. Components may not be CE marked. Additionally, the part numbers that TE has identified as EU ELV compliant have a maximum concentration of 0.1% by weight in homogenous materials for lead, hexavalent chromium, and mercury, and 0.01% for cadmium, or qualify for an exemption to these limits as defined in the Annexes of Directive 2000/53/EC (ELV). Regarding the REACH Regulation, the information TE provides on SVHC in articles for this part number is based on the latest European Chemicals Agency (ECHA) 'Guidance on requirements for substances in articles' posted at this URL: <https://echa.europa.eu/guidance-documents/guidance-on-reach>

Compatible Parts



Also in the Series | AMPSEAL 16



Customers Also Bought





Documents

Product Drawings

[AS16 BACKSHELL, 6P CAP, SMOOTH EXIT, MC](#)

English

CAD Files

[3D PDF](#)

3D

Customer View Model

[ENG_CVM_CVM_2292863-1_A.2d_dxf.zip](#)

English

Customer View Model

[ENG_CVM_CVM_2292863-1_A.3d_igs.zip](#)

English

Customer View Model

[ENG_CVM_CVM_2292863-1_A.3d_stp.zip](#)

English

By downloading the CAD file I accept and agree to the [Terms and Conditions](#) of use.

Datasheets & Catalog Pages

[ICT Terminals and Connectors Catalogue](#)

English

[CONNECTOR SELECTOR](#)

English

Product Specifications

[Product Specification](#)

English

Product Environmental Compliance

[TE Material Declaration](#)

English

Instruction Sheets

[Instruction Sheet \(U.S.\)](#)

English