

70343

NOTES:

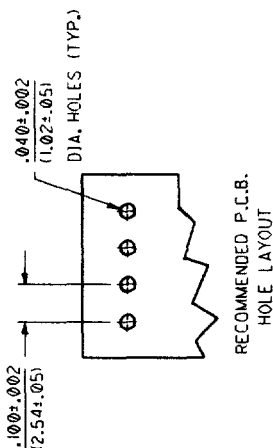
1. WAFERS TO BE FLAT WITHIN .005 IN./IN.
2. PIN PUSHOUT FORCE 2 LBS. MIN.
3. PIN SOLDERABILITY PER E.S. 152 REQUIREMENTS EXCEPT VOIDS PERMISSIBLE AT BANDOLIER PIN FAYING SURFACE.
4. WAFER ASSEMBLY MUST SEAT ON GAGE GX-4030.
5. MATERIAL: WAFER-20% G.F. NYLON COLOR: BLACK
6. THIS PART CONFORMS TO PS-70342

PLATING PER SDES-BB

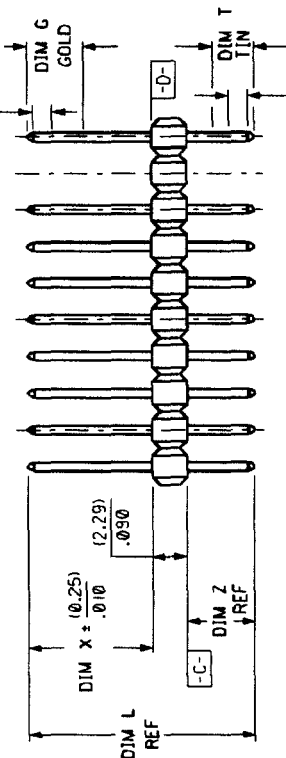
(574) .000030 MIN. GOLD PLATE IN SELECTED AREA AND .000075 MIN. TIN/LEAD (90/10) IN SELECTED AREA OVER .000050 MIN. NICKEL OVER ALL.

(571) .000015 MIN. GOLD PLATE IN SELECTED AREA AND .000075 MIN. TIN/LEAD (90/10) IN SELECTED AREA OVER .000050 MIN. NICKEL OVER ALL.

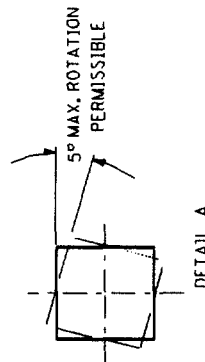
(164) .000150 MIN. TIN/LEAD OVER .000050 MIN. NICKEL PLATE.



.05 CENTERLINE OF PIN IN AREA SHOWN NOT TO VARY FROM CENTERLINE OF PIN AT DATUM D BY MORE THAN .008 IN ANY DIRECTION.



.05 CENTERLINE OF PIN IN AREA SHOWN NOT TO VARY FROM CENTERLINE OF PIN AT DATUM C BY MORE THAN .005 IN ANY DIRECTION.



CKT. SIZE	DIM. A		DIM. B	
	(MM)	(INCH)	(MM)	(INCH)
2	12.54	.100	4.83	.190
3	15.08	.200	7.37	.290
4	17.62	.300	9.91	.390
5	10.16	.400	12.45	.490
6	12.70	.500	14.99	.590
7	15.24	.600	17.53	.690
8	17.78	.700	20.07	.790
9	20.32	.800	22.61	.890
10	22.86	.900	25.15	.990
11	25.40	1.000	27.69	1.090
12	27.94	1.100	30.23	1.190
13	30.48	1.200	32.77	1.290
14	33.02	1.300	35.31	1.390
15	35.56	1.400	37.85	1.490
16	38.10	1.500	40.39	1.590
17	40.64	1.600	42.93	1.690
18	43.18	1.700	45.47	1.790
19	45.72	1.800	48.01	1.890
20	48.26	1.900	50.55	1.990
21	50.80	2.000	53.09	2.090
22	53.34	2.100	55.63	2.190
23	55.88	2.200	58.17	2.290
24	58.42	2.300	60.71	2.390
25	60.96	2.400	63.25	2.490
26	63.50	2.500	65.79	2.590
27	66.04	2.600	68.33	2.690
28	68.58	2.700	70.87	2.790
29	71.12	2.800	73.41	2.890
30	73.66	2.900	75.95	2.990
31	76.20	3.000	78.49	3.090
32	78.74	3.100	81.03	3.190
33	81.28	3.200	83.57	3.290
34	83.82	3.300	86.11	3.390
35	86.36	3.400	88.65	3.490
36	88.90	3.500	91.19	3.590
37	91.44	3.600	93.73	3.690
38	93.98	3.700	96.27	3.790
39	96.52	3.800	98.81	3.890
40	99.06	3.900	101.35	3.990

DISPOSITION DRAWING METRIC INCH
THIS DRAWING IS THE PROPERTY OF MOLEX INCORPORATED
IT IS TO BE USED ONLY FOR THE MANUFACTURE OF THIS PRODUCT

SCALE: INCH: 1:10, METRIC: 1:25
SCALE: PART: 1:10, DRAWING: 1:25

MOLEX INCORPORATED
1000 W. WASHINGTON ST. LITTLE ROCK, AR 72114
TEL: (501) 942-1000 FAX: (501) 942-1001

REV. 0
DATE / /

REVISIONS

REVISE ONLY ON CAD SYSTEM

70343

ENGINEERING PART NUMBER A-70343-	HEADER NUMBER USED 70342-	BANDOLIER PIN NO. A-40497-	DIM L REF.	DIM Z REF.	DIM X	DIM G GOLD	DIM T TIN	SEE PACK INFORMA. DRAWING PK-70873	EDP'S ON SHT/COL
-0001/-0040	-0002/0040	-05A164	(11.10) .437	(2.79) .110	(6.10) .240		OVER-ALL	-0048	3 / 1
-0041/-0080	-0002/0040	-39B164	(12.70) .500	(4.45) .175	(6.10) .240		OVER-ALL	-0048	3 / 2
-0001/-0120	-0002/0040	-69B164	(13.08) .515	(2.79) .110	(8.08) .318		OVER-ALL	-0048	3 / 3
-0121/-0160	-0002/0040	-52A164	(14.60) .575	(4.45) .175	(8.08) .318		OVER-ALL	-0048	3 / 4
-0161/-0200	-0002/0040	-05A571	(11.10) .437	(2.79) .110	(6.10) .240	(2.54) .100	(1.27) .050	-0048	3 / 5
-0201/-0240	-0002/0040	-39B571	(12.70) .500	(4.45) .175	(6.10) .240	(2.54) .100	(1.27) .050	-0048	3 / 6
-0241/-0280	-0002/0040	-69B571	(13.08) .515	(2.79) .110	(8.08) .318	(4.57) .180	(1.27) .050	-0048	4 / 1
-0281/-0320	-0002/0040	-52A571	(14.60) .575	(4.45) .175	(8.08) .318	(4.57) .180	(1.27) .050	-0048	4 / 2
-0321/-0360	-0002/0040	-05A574	(11.10) .437	(2.79) .110	(6.10) .240	(2.54) .100	(1.27) .050	-0048	4 / 3
-0361/-0400	-0002/0040	-39B574	(12.70) .500	(4.45) .175	(6.10) .240	(2.54) .100	(1.27) .050	-0048	4 / 4
-0401/-0440	-0002/0040	-69B574	(13.08) .515	(2.79) .110	(8.08) .318	(4.57) .180	(1.27) .050	-0048	4 / 5
-0441/-0480	-0002/0040	-52A574	(14.60) .575	(4.45) .175	(8.08) .318	(4.57) .180	(1.27) .050	-0048	4 / 6

STANDARD PRODUCT
SEE SHEETS 3 & 4 FOR EDP ASSIGNMENTS

SEE SHEET I	L	SEE SHEET I
SEE SHEET I	K	SEE SHEET I
SEE SHEET I	H1	SEE SHEET I
SEE SHEET I	G	SEE SHEET I
SEE SHEET I	F2	SEE SHEET I
SEE SHEET I	F1	SEE SHEET I
SEE SHEET I	F	SEE SHEET I
REVISIONS	LTR.	REVISIONS

REVISIONS

DIMENSIONS SHOWN IN PARENTHOSES ARE FOR THE PARTS LISTED IN THE DIMENSIONAL LIST. DIMENSIONS SHOWN WITHOUT PARENTHOSES ARE FOR THE PARTS LISTED IN THE DIMENSIONAL LIST.

STANDARD ± .005
FINISH ± .01
FINISH ± .015
FINISH ± .025

DRUGS, WAXES, APPLICABLE ASST
REMAIN WITHIN DIMENSIONS

FORM: AAB
SCALE: 1:1
REV: PATEL

REVISIONS

SEE CHART

MOLEX INCORPORATED
1000 W. WASHINGTON ST. SUITE 100
MILWAUKEE, WI 53104-1312

REV: 2
DATE: 10/03/84

SDA-70343

REVISIONS ONLY ON CAD SYSTEM

BREAKAWAY HEADER ASSEMBLY
.100 CENTERS .025 SQ. PINS

70343 SERIES DWG.

NO. OF CKTS.	A-70343-0242/0280		A-70343-0282/0320		A-70343-0322/0360		A-70343-0362/0400		A-70343-0402/0440		A-70343-0442/0480	
	PART NO.	ENG. NO.	PART NO.	ENG. NO.	PART NO.	ENG. NO.	PART NO.	ENG. NO.	PART NO.	ENG. NO.	PART NO.	ENG. NO.
1	22-54-1202	A-70343-0242	22-54-1002	A-70343-0282	22-54-1002	A-70343-0322	22-54-1002	A-70343-0362	22-54-1202	A-70343-0402	22-54-1302	A-70343-0442
2	22-54-1203	A-70343-0243	22-54-1003	A-70343-0283	22-54-1003	A-70343-0323	22-54-1003	A-70343-0363	22-54-1203	A-70343-0403	22-54-1303	A-70343-0443
3	22-54-1204	A-70343-0244	22-54-1004	A-70343-0284	22-54-1004	A-70343-0324	22-54-1004	A-70343-0364	22-54-1204	A-70343-0404	22-54-1304	A-70343-0444
4	22-54-1205	A-70343-0245	22-54-1005	A-70343-0285	22-54-1005	A-70343-0325	22-54-1005	A-70343-0365	22-54-1205	A-70343-0405	22-54-1305	A-70343-0445
5	22-54-1206	A-70343-0246	22-54-1006	A-70343-0286	22-54-1006	A-70343-0326	22-54-1006	A-70343-0366	22-54-1206	A-70343-0406	22-54-1306	A-70343-0446
6	22-54-1207	A-70343-0247	22-54-1007	A-70343-0287	22-54-1007	A-70343-0327	22-54-1007	A-70343-0367	22-54-1207	A-70343-0407	22-54-1307	A-70343-0447
7	22-54-1208	A-70343-0248	22-54-1008	A-70343-0288	22-54-1008	A-70343-0328	22-54-1008	A-70343-0368	22-54-1208	A-70343-0408	22-54-1308	A-70343-0448
8	22-54-1209	A-70343-0249	22-54-1009	A-70343-0289	22-54-1009	A-70343-0329	22-54-1009	A-70343-0369	22-54-1209	A-70343-0409	22-54-1309	A-70343-0449
9	22-54-1210	A-70343-0250	22-54-1010	A-70343-0290	22-54-1010	A-70343-0330	22-54-1010	A-70343-0370	22-54-1210	A-70343-0410	22-54-1310	A-70343-0450
10	22-54-1211	A-70343-0251	22-54-1011	A-70343-0291	22-54-1011	A-70343-0331	22-54-1011	A-70343-0371	22-54-1211	A-70343-0411	22-54-1311	A-70343-0451
11	22-54-1212	A-70343-0252	22-54-1012	A-70343-0292	22-54-1012	A-70343-0332	22-54-1012	A-70343-0372	22-54-1212	A-70343-0412	22-54-1312	A-70343-0452
12	22-54-1213	A-70343-0253	22-54-1013	A-70343-0293	22-54-1013	A-70343-0333	22-54-1013	A-70343-0373	22-54-1213	A-70343-0413	22-54-1313	A-70343-0453
13	22-54-1214	A-70343-0254	22-54-1014	A-70343-0294	22-54-1014	A-70343-0334	22-54-1014	A-70343-0374	22-54-1214	A-70343-0414	22-54-1314	A-70343-0454
14	22-54-1215	A-70343-0255	22-54-1015	A-70343-0295	22-54-1015	A-70343-0335	22-54-1015	A-70343-0375	22-54-1215	A-70343-0415	22-54-1315	A-70343-0455
15	22-54-1216	A-70343-0256	22-54-1016	A-70343-0296	22-54-1016	A-70343-0336	22-54-1016	A-70343-0376	22-54-1216	A-70343-0416	22-54-1316	A-70343-0456
16	22-54-1217	A-70343-0257	22-54-1017	A-70343-0297	22-54-1017	A-70343-0337	22-54-1017	A-70343-0377	22-54-1217	A-70343-0417	22-54-1317	A-70343-0457
17	22-54-1218	A-70343-0258	22-54-1018	A-70343-0298	22-54-1018	A-70343-0338	22-54-1018	A-70343-0378	22-54-1218	A-70343-0418	22-54-1318	A-70343-0458
18	22-54-1219	A-70343-0259	22-54-1019	A-70343-0299	22-54-1019	A-70343-0339	22-54-1019	A-70343-0379	22-54-1219	A-70343-0419	22-54-1319	A-70343-0459
19	22-54-1220	A-70343-0260	22-54-1020	A-70343-0300	22-54-1020	A-70343-0340	22-54-1020	A-70343-0380	22-54-1220	A-70343-0420	22-54-1320	A-70343-0460
20	22-54-1221	A-70343-0261	22-54-1021	A-70343-0301	22-54-1021	A-70343-0341	22-54-1021	A-70343-0381	22-54-1221	A-70343-0421	22-54-1321	A-70343-0461
21	22-54-1222	A-70343-0262	22-54-1022	A-70343-0302	22-54-1022	A-70343-0342	22-54-1022	A-70343-0382	22-54-1222	A-70343-0422	22-54-1322	A-70343-0462
22	22-54-1223	A-70343-0263	22-54-1023	A-70343-0303	22-54-1023	A-70343-0343	22-54-1023	A-70343-0383	22-54-1223	A-70343-0423	22-54-1323	A-70343-0463
23	22-54-1224	A-70343-0264	22-54-1024	A-70343-0304	22-54-1024	A-70343-0344	22-54-1024	A-70343-0384	22-54-1224	A-70343-0424	22-54-1324	A-70343-0464
24	22-54-1225	A-70343-0265	22-54-1025	A-70343-0305	22-54-1025	A-70343-0345	22-54-1025	A-70343-0385	22-54-1225	A-70343-0425	22-54-1325	A-70343-0465
25	22-54-1226	A-70343-0266	22-54-1026	A-70343-0306	22-54-1026	A-70343-0346	22-54-1026	A-70343-0386	22-54-1226	A-70343-0426	22-54-1326	A-70343-0466
26	22-54-1227	A-70343-0267	22-54-1027	A-70343-0307	22-54-1027	A-70343-0347	22-54-1027	A-70343-0387	22-54-1227	A-70343-0427	22-54-1327	A-70343-0467
27	22-54-1228	A-70343-0268	22-54-1028	A-70343-0308	22-54-1028	A-70343-0348	22-54-1028	A-70343-0388	22-54-1228	A-70343-0428	22-54-1328	A-70343-0468
28	22-54-1229	A-70343-0269	22-54-1029	A-70343-0309	22-54-1029	A-70343-0349	22-54-1029	A-70343-0389	22-54-1229	A-70343-0429	22-54-1329	A-70343-0469
29	22-54-1230	A-70343-0270	22-54-1030	A-70343-0310	22-54-1030	A-70343-0350	22-54-1030	A-70343-0390	22-54-1230	A-70343-0430	22-54-1330	A-70343-0470
30	22-54-1231	A-70343-0271	22-54-1031	A-70343-0311	22-54-1031	A-70343-0351	22-54-1031	A-70343-0391	22-54-1231	A-70343-0431	22-54-1331	A-70343-0471
31	22-54-1232	A-70343-0272	22-54-1032	A-70343-0312	22-54-1032	A-70343-0352	22-54-1032	A-70343-0392	22-54-1232	A-70343-0432	22-54-1332	A-70343-0472
32	22-54-1233	A-70343-0273	22-54-1033	A-70343-0313	22-54-1033	A-70343-0353	22-54-1033	A-70343-0393	22-54-1233	A-70343-0433	22-54-1333	A-70343-0473
33	22-54-1234	A-70343-0274	22-54-1034	A-70343-0314	22-54-1034	A-70343-0354	22-54-1034	A-70343-0394	22-54-1234	A-70343-0434	22-54-1334	A-70343-0474
34	22-54-1235	A-70343-0275	22-54-1035	A-70343-0315	22-54-1035	A-70343-0355	22-54-1035	A-70343-0395	22-54-1235	A-70343-0435	22-54-1335	A-70343-0475
35	22-54-1236	A-70343-0276	22-54-1036	A-70343-0316	22-54-1036	A-70343-0356	22-54-1036	A-70343-0396	22-54-1236	A-70343-0436	22-54-1336	A-70343-0476
36	22-54-1237	A-70343-0277	22-54-1037	A-70343-0317	22-54-1037	A-70343-0357	22-54-1037	A-70343-0397	22-54-1237	A-70343-0437	22-54-1337	A-70343-0477
37	22-54-1238	A-70343-0278	22-54-1038	A-70343-0318	22-54-1038	A-70343-0358	22-54-1038	A-70343-0398	22-54-1238	A-70343-0438	22-54-1338	A-70343-0478
38	22-54-1239	A-70343-0279	22-54-1039	A-70343-0319	22-54-1039	A-70343-0359	22-54-1039	A-70343-0399	22-54-1239	A-70343-0439	22-54-1339	A-70343-0479
39	22-54-1240	A-70343-0280	22-54-1040	A-70343-0320	22-54-1040	A-70343-0360	22-54-1040	A-70343-0400	22-54-1240	A-70343-0440	22-54-1340	A-70343-0480

REVISIONS ONLY ON CAD SYSTEM

BREAKAWAY HEADER ASSEMBLY
---100---CENTERS---025---50---PINS---

70343 SERIES DWG
DATE: 10/19/00
DRAWN BY: JGK

NO.	DATE	DESCRIPTION	BY	CHKD
1				
2				
3				
4				
5				
6				
7				
8				
9				
10				

SEE SHEET 1
SEE SHEET 2
SEE SHEET 3
SEE SHEET 4
SEE SHEET 5
SEE SHEET 6
SEE SHEET 7
SEE SHEET 8
SEE SHEET 9
SEE SHEET 10

REVISIONS: 1011, 1012, 1013, 1014, 1015, 1016, 1017, 1018, 1019, 1020, 1021, 1022, 1023, 1024, 1025, 1026, 1027, 1028, 1029, 1030, 1031, 1032, 1033, 1034, 1035, 1036, 1037, 1038, 1039, 1040

70343
70343

SEE CHART
70343