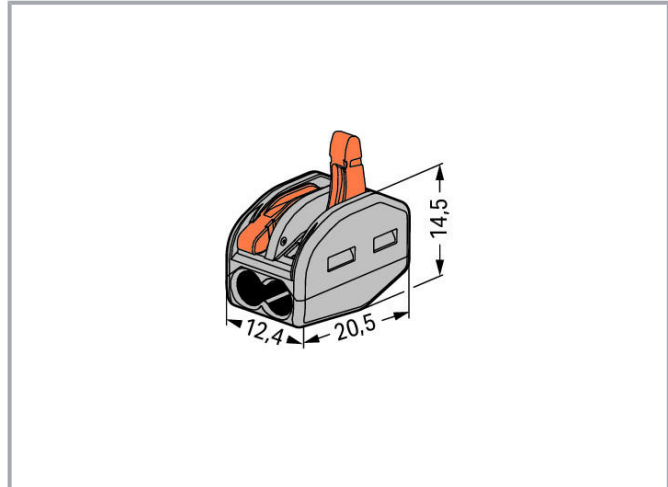


Data sheet | Item number: 222-412

CLASSIC Splicing Connector; for all conductor types; max. 4 mm²; 2-conductor; with levers; gray housing; Surrounding air temperature: max 40° C; 2,50 mm²; gray

www.wago.com/222-412



Data

Notes

Safety information 1

in grounded power lines

Electrical data

Ratings per IEC/EN

Ratings per	EN 60664
Nominal voltage (II/2)	400 V
Rated surge voltage (II/2)	4 kV

Subject to changes. Please also observe the further product documentation!

WAGO Kontakttechnik GmbH & Co. KG
Hansastr. 27
32423 Minden
Phone: +49571 887-0 | Fax: +49571 887-169
Email: info.de@wago.com | Web: www.wago.com

Do you have any questions about our products?
We are always happy to take your call at +49 (571) 887-44222.



Rated current	32 A
Legend (ratings)	(II / 2) \triangleq Overvoltage category II / Pollution degree 2

Connection data

Total number of connection points	2
Total number of potentials	1

Connection 1

Connection technology	CAGE CLAMP®
Actuation type	Lever
Connectable conductor materials	Copper
Solid conductor	0.08 ... 2.5 mm ² / 28 ... 12 AWG
Stranded conductor	0.08 ... 2.5 mm ² / 28 ... 12 AWG
Fine-stranded conductor	0.08 ... 4 mm ² / 28 ... 12 AWG
Strip length	9 ... 10 mm / 0.35 ... 0.39 inch
Wiring direction	Side-entry wiring

Physical data

Width	12.4 mm / 0.488 inch
Height	14.5 mm / 0.571 inch
Depth	20.5 mm / 0.807 inch

Material data

Color	gray
Flammability class per UL94	V0
Fire load	0.067 MJ
Color of actuator	orange
Weight	3.1 g

Environmental requirements

Surrounding air temperature (operation)	40 °C
Continuous operating temperature	85 °C

Commercial data


PU (SPU)	500 (50) Stück
----------	----------------

Subject to changes. Please also observe the further product documentation!



Packaging type	box
Country of origin	DE
GTIN	4050821346470
Customs tariff number	85369010000

Approvals / Certificates


Country specific Approvals

Logo	Approval	Additional Approval Text	Certificate name
	ENEC 15 UL International Demko A/S	EN 60998	ENEC-01360

Ship Approvals


Logo	Approval	Additional Approval Text	Certificate name
	ABS American Bureau of Shipping	-	18-HG1755093-PDA
	DNV GL Det Norske Veritas, Germanischer Lloyd	EN 60998	TAE000015T
	LR Lloyds Register	EN 60998	04/20013 (E8)

UL-Approvals

Logo	Approval	Additional Approval Text	Certificate name
	UL UL International Germany GmbH	UL 486C	E69654

Optional accessories

Mounting adapter

Mounting accessories		
	Item no.: 222-500 Mounting carrier; 222 Series; for DIN-35 rail mounting/screw mounting; orange	www.wago.com/222-500

Subject to changes. Please also observe the further product documentation!



Downloads

Documentation

Bid Text

222-412 X81 - Datei	2019 Feb 19	xml 3.5 kB	Download
------------------------	-------------	---------------	----------

222-412 docx - Datei	2019 Jan 23	docx 15.7 kB	Download
-------------------------	-------------	-----------------	----------

Additional Information

Technical explanations	2019 Apr 3	pdf 2.2 MB	Download
------------------------	------------	---------------	----------

CAD/CAE-Data

CAD data

2D/3D Models 222-412	URL	Download
----------------------	-----	----------

CAE data

EPLAN Data Portal 222-412	URL	Download
---------------------------	-----	----------

WSCAD Universe 222-412	URL	Download
------------------------	-----	----------

ZUKEN Portal 222-412	URL	Download
----------------------	-----	----------

Environmental Product Compliance

Compliance Search

Environmental Product Compliance 222-412	URL	Download
--	-----	----------

CLASSIC Splicing Connector; for all conductor types; max. 4 mm²; 2-conductor; with levers; gray housing; Surrounding air temperature: max 40°C; 2,50 mm²; gray

Installation Notes

Conductor termination

Subject to changes. Please also observe the further product documentation!

WAGO Kontakttechnik GmbH & Co. KG
 Hansastr. 27
 32423 Minden
 Phone: +49571 887-0 | Fax: +49571 887-169
 Email: info.de@wago.com | Web: www.wago.com

Do you have any questions about our products?
 We are always happy to take your call at +49 (571) 887-44222.



Strip conductor to 9 ... 10 mm (0.35 ... 0.39 inch).



Termination: Lift the lever to open the clamping unit and insert a stripped conductor.



Then, lower the lever to close the clamp.

Testing




Testing via Profi-LED+ voltage tester (206-806).


Application



Wiring fine-stranded conductors in junction boxes.



Custom low-voltage lighting system



Connecting pre-wired and pre-fabricated components (e.g., in mobile homes).

Subject to changes. Please also observe the further product documentation!



Lighting fixture connection with fine-stranded wires and power feed

Subject to changes. Please also observe the further product documentation!



Compact, lever-operated splicing connectors:

They connect up to five stripped, fine-stranded conductors from 0.08 to 4 mm² (28 ... 12 AWG), as well as solid or stranded conductors from up to 2.5 mm² (12 AWG) – without tools!

How they work:

Pull up one of the orange operating levers to open the clamping unit so that the lever engages and keeps the clamp in its opened position. Then insert the conductor and push the lever back down, flush with the connector housing.

Safety:

The lever's specially designed rest position reliably prevents accidental unclamping of a connected conductor. Application safety, for any type of conductor (solid, stranded, fine-stranded), is confirmed by approvals like ENEC or UL.

ENEC is the European mark for electrical products that demonstrates compliance with European safety standards. The ENEC mark is subjected to the same EN standards as the VDE mark.

While the VDE mark is only permitted in Germany, the ENEC mark is accepted in more than 20 European countries.

Subject to changes. Please also observe the further product documentation!