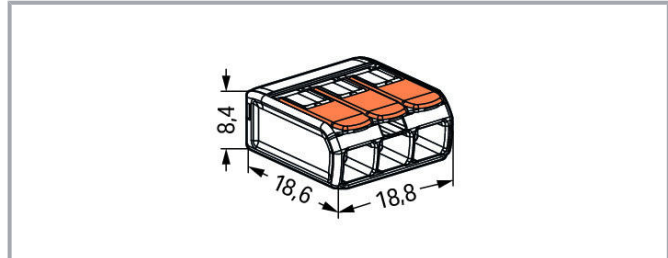


Data sheet | Item number: 221-413

COMPACT Splicing Connector; for all conductor types; max. 4 mm²; 3-conductor; with levers; transparent housing; Surrounding air temperature: max 85°C (T85); 4,00 mm²; transparent

www.wago.com/221-413



Item description

Your Benefits:

- Ease of use – pull the lever up, insert a conductor and push the lever back down
- Available as 2-, 3- and 5-wire connectors
- Easily terminate conductors from 0.14 to 4 mm²
- Connect solid, stranded and fine-stranded conductors

Subject to changes. Please also observe the further product documentation!

WAGO Kontakttechnik GmbH & Co. KG
Hansastr. 27
32423 Minden
Phone: +49571 887-0 | Fax: +49571 887-169
Email: info.de@wago.com | Web: www.wago.com

Do you have any questions about our products?
We are always happy to take your call at +49 (571) 887-44222.



- Time savings for installers and device manufacturers
- Quickly install devices with higher levels of power consumption
- Safely install long cable runs with larger conductor cross sections
- Mounting carrier for installation conforms to standards
- Custom carriers are possible

Safety information 1:
in grounded power lines

Data

Electrical data

Ratings per IEC/EN

Ratings per	EN 60664
Nominal voltage (II/2)	450 V
Rated surge voltage (II/2)	4 kV
Rated current	32 A
Legend (ratings)	(II / 2) ≙ Overvoltage category II / Pollution degree 2

Ratings per UL

Approvals per	UL 486C
Rated voltage UL (Use Group C)	600 V
Rated current UL (Use Group C)	20 A

Connection data

Connection technology	CAGE CLAMP®
Actuation type	Lever
Connectable conductor materials	Copper
Nominal cross-section	4 mm ²
Solid conductor	0.2 ... 4 mm ² / 24 ... 12 AWG
Stranded conductor	0.2 ... 4 mm ² / 24 ... 12 AWG
Fine-stranded conductor	0.14 ... 4 mm ² / 24 ... 12 AWG
Strip length	11 mm / 0.43 inch
Total number of connection points	3
Total number of potentials	1
Wiring type	Side-entry wiring

Subject to changes. Please also observe the further product documentation!

WAGO Kontakttechnik GmbH & Co. KG
Hansastr. 27
32423 Minden
Phone: +49571 887-0 | Fax: +49571 887-169
Email: info.de@wago.com | Web: www.wago.com

Do you have any questions about our products?
We are always happy to take your call at +49 (571) 887-44222.

Physical data

Width	18.8 mm / 0.74 inch
Height	8.6 mm / 0.327 inch
Depth	18.8 mm / 0.732 inch

Material data

Color	transparent
Flammability class per UL94	V2
Fire load	0.048 MJ
Color of actuator	orange
Weight	2.5 g

Environmental requirements



Surrounding air temperature (operation)	85 °C
Continuous operating temperature	105 °C
Temperature marking per EN 60998	T85

Commercial data

Product Group	7 (Push Wire Conn.)
Packaging type	BOX
Country of origin	DE
GTIN	4050821808442
Customs tariff number	85369010000

Approvals / Certificates

Country specific Approvals



Logo	Approval	Additional Approval Text	Certificate name
	CCA DEKRA Certification B.V.	EN 60998	NTR NL-7642
	CCA DEKRA Certification B.V.	EN 60998	71-101731

Ship Approvals



Subject to changes. Please also observe the further product documentation!

WAGO Kontakttechnik GmbH & Co. KG
 Hansastr. 27
 32423 Minden
 Phone: +49571 887-0 | Fax: +49571 887-169
 Email: info.de@wago.com | Web: www.wago.com

Do you have any questions about our products?
 We are always happy to take your call at +49 (571) 887-44222.

Logo	Approval	Additional Approval Text	Certificate name
	ABS American Bureau of Shipping	-	18- HG1755093- PDA
	DNV GL Det Norske Veritas, Germanischer Lloyd	EN 60998	TAE000015T
	LR Lloyds Register	EN 60998	04/20013 (E8)

UL-Approvals

Logo	Approval	Additional Approval Text	Certificate name
	UL Underwriters Laboratories Inc.	UL 467	E201573
	UL Underwriters Laboratories Inc.	UL 486C	E69654

Compatible products










Jumper

"	Item no.: 221-941 Jumper; for conductor entry; 2-way; insulated; dark gray	www.wago.com/221-941
	Item no.: 221-941/000-006 Jumper; for conductor entry; 2-way; insulated; blue	www.wago.com/221-941/000-006
"	Item no.: 221-942 Jumper; for conductor entry; 2-way; insulated; dark gray	www.wago.com/221-942
"	Item no.: 221-942/000-006 Jumper; for conductor entry; 2-way; insulated; blue	www.wago.com/221-942/000-006

Mounting adapter

Item no.: 221-500

Subject to changes. Please also observe the further product documentation!

	Mounting carrier; 221 Series - 4 mm ² ; for DIN-35 rail mounting/screw mounting; orange	www.wago.com/221-500
	Item no.: 221-500/000-006 Mounting carrier; 221 Series - 4 mm ² ; for DIN-35 rail mounting/screw mounting; blue	www.wago.com/221-500/000-006
	Item no.: 221-500/000-053 Mounting carrier; 221 Series - 4 mm ² ; for DIN-35 rail mounting/screw mounting; dark gray-yellow	www.wago.com/221-500/000-053
	Item no.: 221-503 Mounting carrier; for 3-conductor terminal blocks; 221 Series - 4 mm ² ; for screw mounting; white	www.wago.com/221-503
	Item no.: 221-503/000-004 Mounting carrier; for 3-conductor terminal blocks; 221 Series - 4 mm ² ; for screw mounting; black	www.wago.com/221-503/000-004
	Item no.: 221-513 Mounting carrier; for 3-conductor terminal blocks; 221 Series - 4 mm ² ; with snap-in mounting foot for horizontal mounting; white	www.wago.com/221-513
	Item no.: 221-513/000-004 Mounting carrier; for 3-conductor terminal blocks; 221 Series - 4 mm ² ; with snap-in mounting foot for horizontal mounting; black	www.wago.com/221-513/000-004
	Item no.: 221-523 Mounting carrier; for 3-conductor terminal blocks; 221 Series - 4 mm ² ; with snap-in mounting foot for vertical mounting; white	www.wago.com/221-523
	Item no.: 221-523/000-004 Mounting carrier; for 3-conductor terminal blocks; 221 Series - 4 mm ² ; with snap-in mounting foot for vertical mounting; black	www.wago.com/221-523/000-004

Downloads

Documentation

Bid Text

221-413 X81 - Datei	Feb 19, 2019	xml 3.5 kB	Download
------------------------	--------------	---------------	----------

221-413 docx - Datei	Jan 23, 2019	docx 15.7 kB	Download
-------------------------	--------------	-----------------	----------

Additional Information

Technical explanations	Apr 3, 2019	pdf 2.2 MB	Download
------------------------	-------------	---------------	----------

CAD/CAE-Data

Subject to changes. Please also observe the further product documentation!

WAGO Kontakttechnik GmbH & Co. KG
Hansastr. 27
32423 Minden
Phone: +49571 887-0 | Fax: +49571 887-169
Email: info.de@wago.com | Web: www.wago.com

Do you have any questions about our products?
We are always happy to take your call at +49 (571) 887-44222.

CAE data

EPLAN Data Portal 221-413	URL	Download
---------------------------	---------------------	--------------------------

ZUKEN Portal 221-413	URL	Download
----------------------	---------------------	--------------------------

CAD data

2D/3D Models 221-413	URL	Download
----------------------	---------------------	--------------------------

Environmental Product Compliance

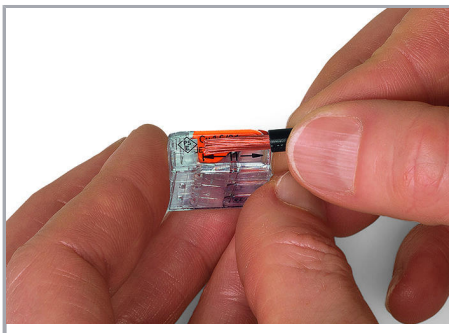
Compliance Search

Environmental Product Compliance 221-413	URL	Download
--	---------------------	--------------------------


COMPACT Splicing Connector; for all conductor types; max. 4 mm²; 3-conductor; with levers; transparent housing; Surrounding air temperature: max 85°C (T85); 4,00 mm²; transparent

Installation Notes


Conductor termination



Strip conductor to 11 mm (0.43 inch).




Termination: Lift the lever to open the clamping unit and insert a stripped conductor.




Then, lower the lever to close the clamp.

Application

Subject to changes. Please also observe the further product documentation!



Wiring fine-stranded conductors in junction boxes.




Custom low-voltage lighting system



Lighting distribution in a ceiling canopy



Pendant light connection in a suspended ceiling



COMPACT Splicing Connectors for All Conductor Types (4 mm²), 221 Series

Subject to changes. Please also observe the further product documentation!



Compact, lever-operated splicing connectors:

Tool-free connection of up to five stripped, fine-stranded conductors from 0.14 ... 4 mm², as well as solid or stranded conductors from 0.2 ... 4 mm² (24 ... 12 AWG).

How they work:

Pull up an orange lever to open the clamping unit. Then insert the conductor and push the lever back down, flush with the connector housing.

Safety:

The lever's specially designed rest position reliably prevents accidental unclamping of a connected conductor.

Application safety, for any type of conductor (solid, stranded, fine-stranded), is confirmed by approvals like ENEC or UL.

Subject to changes. Please also observe the further product documentation!