



Connectors > Automotive Connectors > Connector Housings > TIMER, CONNECTOR HOUSING



Connector & Housing Type: **Housing for Female Terminals**

Mating Tab Width: **2.8 mm [ .11 in ]**

Connector System: **Wire-to-Board, Wire-to-Device**

Number of Positions: **3**

Centerline (Pitch): **5 mm [ .197 in ]**

[All TIMER, CONNECTOR HOUSING \(543\)](#)

Features

Product Type Features

Connector & Housing Shape	Rectangular
Connector & Housing Type	Housing for Female Terminals
Connector System	Wire-to-Board, Wire-to-Device
Sealable	Yes
Hybrid Connector	No
Primary Locking Feature	On the Terminal

Configuration Features

Number of Positions	3
Number of Rows	1

Electrical Characteristics

Operating Voltage	24 VDC
Nominal Voltage Architecture	12 V, 24 V

Body Features

Cable Exit Angle	180°
Body Material	PA
Primary Product Color	Blue



Contact Features

Contact Size	2.8mm
Contact Type	Receptacle
Mating Tab Width	2.8 mm[.11 in]

Mechanical Attachment

Mounting Feature	Without
Terminal Position Assurance	No
Strain Relief	Without
Mating Alignment Type	Polarization Slot
Mating Alignment	With
Connector Mounting Type	Cable Mount (Free-Hanging)

Housing Features

Centerline (Pitch)	5 mm[.197 in]
--------------------	---------------

Dimensions

Product Width	24.5 mm[.965 in]
Product Length	30.4 mm[1.197 in]
Product Height	38.3 mm[1.508 in]

Usage Conditions

Operating Temperature (Max)	70 °C, 75 °C, 80 °C, 85 °C, 90 °C, 100 °C, 105 °C, 110 °C, 120 °C, 125 °C[158 °F][167 °F][176 °F][185 °F][194 °F][212 °F][221 °F][230 °F][248 °F][257 °F]
Operating Temperature Range	-30 – 125 °C[-22 – 257 °F]

Operation/Application

Circuit Application	Signal
---------------------	--------

Industry Standards

Degree of Protection	IP54K
----------------------	-------

Packaging Features

Packaging Method	Bag
------------------	-----

Other

Serviceable	Yes
Connector Position Assurance Capable	No



Product Compliance

For compliance documentation, visit the product page on TE.com>

EU RoHS Directive 2011/65/EU	Compliant
EU ELV Directive 2000/53/EC	Compliant
China RoHS 2 Directive MIIT Order No 32, 2016	No Restricted Materials Above Threshold
EU REACH Regulation (EC) No. 1907/2006	Current ECHA Candidate List: JUNE 2022 (224) Candidate List Declared Against: JUL 2017 (174) SVHC > Threshold: Not Yet Reviewed
Halogen Content	BFR/CFR/PVC Free, but Br/Cl >900 ppm in other sources.
Solder Process Capability	Not applicable for solder process capability

Product Compliance Disclaimer

This information is provided based on reasonable inquiry of our suppliers and represents our current actual knowledge based on the information they provided. This information is subject to change. The part numbers that TE has identified as EU RoHS compliant have a maximum concentration of 0.1% by weight in homogenous materials for lead, hexavalent chromium, mercury, PBB, PBDE, DBP, BBP, DEHP, DIBP, and 0.01% for cadmium, or qualify for an exemption to these limits as defined in the Annexes of Directive 2011/65/EU (RoHS2). Finished electrical and electronic equipment products will be CE marked as required by Directive 2011/65/EU. Components may not be CE marked. Additionally, the part numbers that TE has identified as EU ELV compliant have a maximum concentration of 0.1% by weight in homogenous materials for lead, hexavalent chromium, and mercury, and 0.01% for cadmium, or qualify for an exemption to these limits as defined in the Annexes of Directive 2000/53/EC (ELV). Regarding the REACH Regulations, TE’s information on SVHC in articles for this part number is still based on the European Chemical Agency (ECHA) ‘Guidance on requirements for substances in articles’(Version: 2, April 2011), applying the 0.1% weight on weight concentration threshold at the finished product level. TE is aware of the European Court of Justice ruling of September 10th, 2015 also known as O5A (Once An Article Always An Article) stating that, in case of ‘complex object’, the threshold for a SVHC must be applied to both the product as a whole and simultaneously to each of the articles forming part of its composition. TE has evaluated this ruling based on the new ECHA “Guidance on requirements for substances in articles” (June 2017, version 4.0) and will be updating its statements accordingly.

Compatible Parts



TE Part # 828905-1  
SINGLE-WIRE-SEAL(5MM HOLE)



TE Part # 828904-1  
SINGLE WIRE SEAL FOR J.P.T.CON



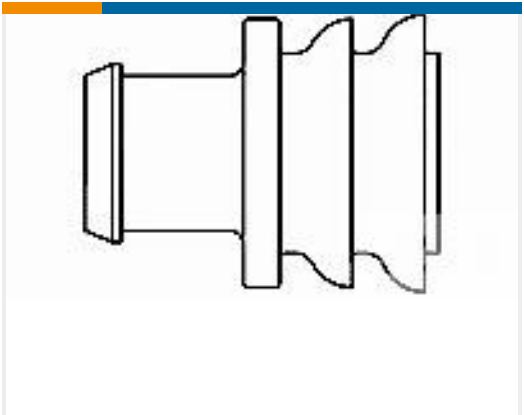
TE Part # 828906-2  
BLINDSTOPFEN 1,5SYS



TE Part # 1-962581-2  
FLACHST-GH2,8 EDS3P



TE Part # CAT-T4827-T273  
TIMER, RECEPTACLE AND TAB



TE Part # 282536-1  
S.WAY SEAL F.JPT CONTACT 2.5MM




TE Part # 828906-1  
CAVITY PLUG (5MM HOLE)




TE Part # 1-929937-1  
JPT REC 2.8 Contact SWS Au


Also in the Series | Timer Connector System




Automotive Connector Caps & Covers  
(11)




Automotive Connector Locks &  
Position Assurance(16)




Automotive Housings(219)




Automotive Seals & Cavity Plugs(31)




Automotive Terminals(140)



Crimp Terminal Housings(13)




Insertion & Extraction Tools(20)



Other Automotive Connector  
Accessories(1)



PCB Headers & Receptacles(78)



Quick Disconnects(4)

Customers Also Bought



TE Part #DT04-2P  
DEUTSCH DT Series Housings &  
Connectors



TE Part #W2S  
DEUTSCH DT WEDGELOCKS



TE Part #282104-1  
AMP SUPERSEAL 1.5MM,  
CONNECTOR HOUSING



TE Part #281934-2  
SINGLE WIRE SEAL



Documents

Product Drawings

SPLASH PROOF CONN. W.S.L.3W TY

English

CAD Files

3D PDF

3D

Customer View Model

ENG\_CVM\_CVM\_282191-5\_P\_c-282191-5-p.2d\_dxf.zip

English

Customer View Model

ENG\_CVM\_CVM\_282191-5\_P\_c-282191-5-p.3d\_igs.zip

English

Customer View Model

ENG\_CVM\_CVM\_282191-5\_P\_c-282191-5-p.3d\_stp.zip

English

By downloading the CAD file I accept and agree to the [Terms and Conditions](#) of use.

Datasheets & Catalog Pages

Timer Interconnection System

English

Product Specifications

Product Specification

English

Instruction Sheets

2-7 positions junior power timer splash proof connectors

English

Instruction Sheet (non U.S.)

English