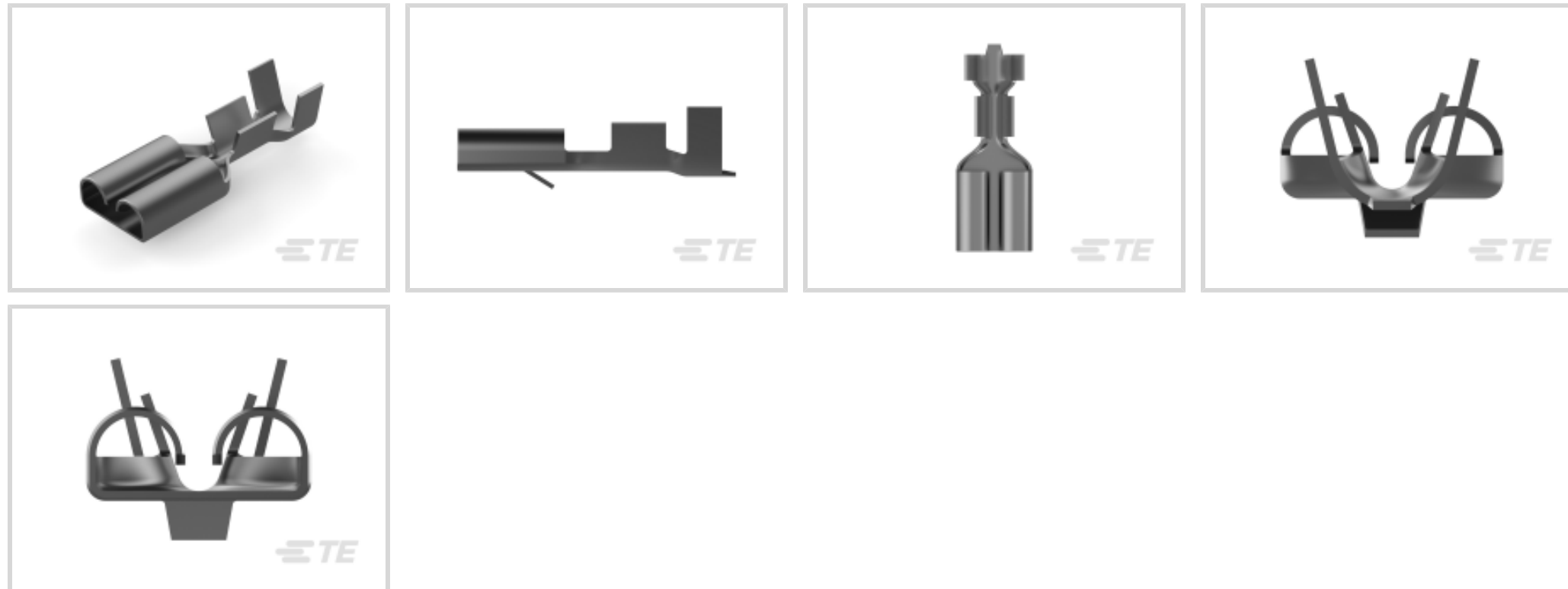




Terminals & Splices > Quick Disconnects



Quick Disconnect Terminal Type: **Receptacle**

Wire Size: .82 – 2.62 mm²

Mating Tab Width: 6.35 mm [.25 in]

Mating Tab Thickness: .81 mm [.032 in]

Features

Product Type Features

Terminates To	Wire & Cable
Wire Stop	No
Wire/Cable Type	Regular Wire
Insertion Force	Normal
Sealable	No

Configuration Features

Connection Capacity	Single
---------------------	--------

Electrical Characteristics

Voltage (Max)	250 V
---------------	-------

Contact Features

Quick Disconnect Terminal Type	Receptacle
Mating Tab Width	6.35 mm [.25 in]
Mating Tab Thickness	.81 mm [.032 in]
Terminal Orientation	Straight



Contact Base Material	Brass
Terminal Plating Material	Pre-Tin
Crimp Type	F-Crimp
Barrel Type	Open

Mechanical Attachment

Mating Retention Type	Locking Lance
Wire Insulation Support	With

Dimensions

Accepts Wire Insulation Diameter Range	4 mm[.157 in]
Overall Length	21.3 mm[.838 in]
Receptacle Terminal Stock Thickness	.25 mm[.01 in]
Wire Size	.82 – 2.62 mm ²

Usage Conditions

Insulation Option	Uninsulated
Operating Temperature Range	-40 – 110 °C[-40 – 230 °F]

Packaging Features

Packaging Quantity	4500
Packaging Method	Strip/Reel

Product Compliance

[For compliance documentation, visit the product page on TE.com>](#)

EU RoHS Directive 2011/65/EU	Compliant
EU ELV Directive 2000/53/EC	Compliant
China RoHS 2 Directive MIIT Order No 32, 2016	No Restricted Materials Above Threshold
EU REACH Regulation (EC) No. 1907/2006	Current ECHA Candidate List: JUNE 2022 (224) Candidate List Declared Against: JAN 2022 (223) SVHC > Threshold: Not Yet Reviewed
Halogen Content	Low Halogen - Br, Cl, F, I < 900 ppm per homogenous material. Also BFR/CFR/PVC Free
Solder Process Capability	Not applicable for solder process capability

Product Compliance Disclaimer

This information is provided based on reasonable inquiry of our suppliers and represents our current actual knowledge based on the information they provided. This information is subject to change. The part numbers that TE has identified as EU RoHS compliant have a maximum concentration of 0.1% by weight in homogenous materials for lead, hexavalent chromium, mercury, PBB, PBDE, DBP, BBP, DEHP, DIBP, and 0.01% for cadmium, or qualify for an exemption to these limits as defined in the Annexes of Directive 2011/65/EU (RoHS2). Finished electrical and electronic equipment products will be CE marked as required by Directive 2011/65/EU. Components may not be CE marked. Additionally, the part numbers that TE has identified as EU ELV compliant have a maximum concentration of 0.1% by weight in homogenous materials for lead, hexavalent chromium, and mercury, and 0.01% for cadmium, or qualify for an exemption to these limits as defined in the Annexes of Directive 2000/53/EC (ELV). Regarding the REACH Regulation, the information TE provides on SVHC in articles for this part number is based on the latest European Chemicals Agency (ECHA) 'Guidance on requirements for substances in articles' posted at this URL: <https://echa.europa.eu/guidance-documents/guidance-on-reach>

Compatible Parts



TE Part # 2-2150843-1
OCEAN_2.0_Applicator-E-100F180F



TE Part # 2-2150843-2
OCEAN_2.0_Applicator-E-100F180F



TE Part # 2150843-1
OCEAN_2.0_Applicator-E-100F180F



TE Part # 2150843-2
OCEAN_2.0_Applicator-E-100F180F



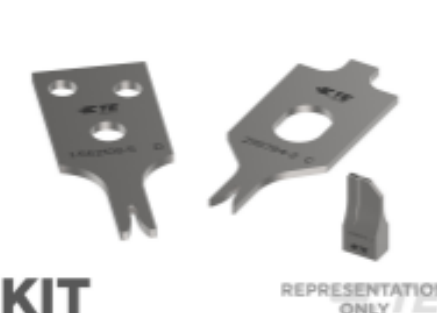
TE Part # 282178-1
FF 250 REC 0.3-0.8MM2 BR



TE Part # 7-2150843-1
OCEAN_2.0_Applicator-E-100F180F




TE Part # 7-2150843-2
OCEAN_2.0_Applicator-E-100F180F




TE Part # 7-2150843-7
OCEAN_2.0_SPARE_PART_KIT-100F180F


Also in the Series | FASTIN-FASTON 250




Crimp Terminal Housings(218)



Insertion & Extraction Tools(2)

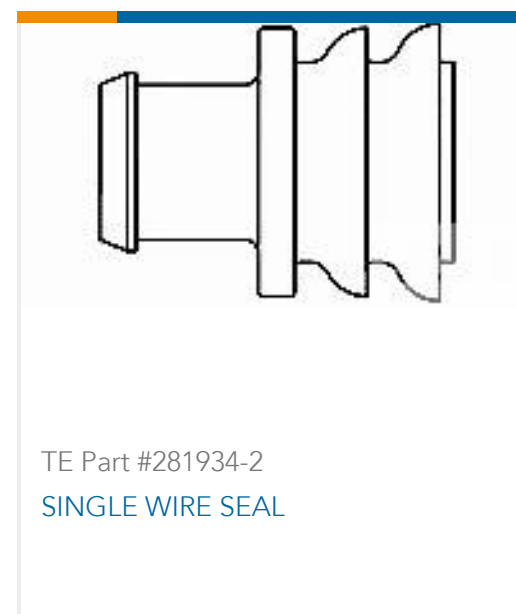
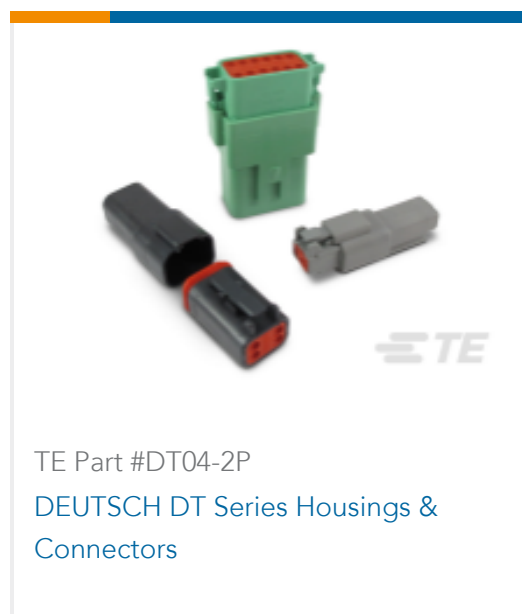


PCB Terminals(2)



Quick Disconnects(255)

Customers Also Bought



Documents

Product Drawings

[FF 250 REC 0.8-2.5MM2 TPBR](#)

English

CAD Files

[3D PDF](#)

3D

Customer View Model

[ENG_CVM_CVM_280923-2_T_c-280923-2-t.2d_dxf.zip](#)

English

Customer View Model

[ENG_CVM_CVM_280923-2_T_c-280923-2-t.3d_igs.zip](#)

English

Customer View Model

[ENG_CVM_CVM_280923-2_T_c-280923-2-t.3d_stp.zip](#)

English

By downloading the CAD file I accept and agree to the [Terms and Conditions](#) of use.

Product Specifications

[FASTIN-FASTON CONN. .110 INCH, .187 INCH, .250 INCH, .375 INCH SRS.](#)

English

[Product Specification](#)

English