

2298721-2 ✓ ACTIVE

MATE-AX

TE Internal #: 2298721-2

Data Connectivity Housings, Housing for Female Terminals, Keying

Code B, Cable-to-Cable / Cable-to-Board, 4 Position, 4 mm

Centerline, MATE-AX

[View on TE.com >](#)



Connectors > Automotive Connectors > Data Connectivity Systems > Data Connectivity Housings



Connector & Housing Type: **Housing for Female Terminals**

Mating Pin Diameter: **.4 mm [.016 in]**

Keying Code: **B**

Connector System: **Cable-to-Board, Cable-to-Cable**

Number of Positions: **4**

Features

Product Type Features

Hybrid Connector	No
Connector & Housing Type	Housing for Female Terminals
Connector System	Cable-to-Board, Cable-to-Cable
Sealable	No
Connector & Contact Terminates To	Wire & Cable

Configuration Features

Fiber Optic Transceiver	Without
Snap-Lock	With
Keying Code	B
Number of Positions	4

Electrical Characteristics

Impedance	50 Ω
Operating Voltage	60 VDC

Signal Characteristics



Operating Frequency Range	0 – 10000 MHz
---------------------------	---------------

Body Features

Environmental Protection	Without
Cable Exit Type	Straight
Body Material	PA GF
Cable Exit Angle	180° (In-Line)

Contact Features

Center Contact	With
Contact Type	Socket
Contact Mating Area Plating Material	Silver (Ag)
RF Connector Center Contact Plating Material	Silver
Mating Pin Diameter	.4 mm [.016 in]
Contact Current Rating (Max)	3 A

Termination Features

Termination Method to Wire & Cable	Crimp
------------------------------------	-------

Mechanical Attachment

Mounting Feature	Without
Mating Retention	Without
Connector Mounting Type	Cable Mount (Free-Hanging)

Housing Features

Housing Color	White
Centerline (Pitch)	4 mm

Dimensions

Product Width	11.1 mm
Product Length	18.8 mm
Product Height	14 mm

Usage Conditions

Operating Temperature (Max)	65 °C, 70 °C, 75 °C, 80 °C, 85 °C, 90 °C, 100 °C, 105 °C [149 °F][158 °F][167 °F][176 °F][185 °F][194 °F][212 °F][221 °F]
Cable Type	RTK 031
Operating Temperature Range	-40 – 105 °C [-40 – 221 °F]



Operation/Application

Shielded	No
Circuit Application	Signal

Industry Standards

Agency/Standard	USCAR / LV214
-----------------	---------------

Packaging Features

Packaging Quantity	2700
Packaging Method	Box

Other

Outer Contact Plating Material	Tin (Sn)
Dielectric Material	None

Product Compliance

[For compliance documentation, visit the product page on TE.com>](#)

EU RoHS Directive 2011/65/EU	Compliant
EU ELV Directive 2000/53/EC	Compliant
China RoHS 2 Directive MIIT Order No 32, 2016	No Restricted Materials Above Threshold
EU REACH Regulation (EC) No. 1907/2006	Current ECHA Candidate List: JUNE 2022 (224) Candidate List Declared Against: JAN 2022 (223) SVHC > Threshold: Not Yet Reviewed
Halogen Content	BFR/CFR/PVC Free, but Br/Cl >900 ppm in other sources.
Solder Process Capability	Not reviewed for solder process capability

Product Compliance Disclaimer

This information is provided based on reasonable inquiry of our suppliers and represents our current actual knowledge based on the information they provided. This information is subject to change. The part numbers that TE has identified as EU RoHS compliant have a maximum concentration of 0.1% by weight in homogenous materials for lead, hexavalent chromium, mercury, PBB, PBDE, DBP, BBP, DEHP, DIBP, and 0.01% for cadmium, or qualify for an exemption to these limits as defined in the Annexes of Directive 2011/65/EU (RoHS2). Finished electrical and electronic equipment products will be CE marked as required by Directive 2011/65/EU. Components may not be CE marked. Additionally, the part numbers that TE has identified as EU ELV compliant have a maximum concentration of 0.1% by weight in homogenous materials for lead, hexavalent chromium, and mercury, and 0.01% for cadmium, or qualify for an exemption to these limits as defined in the Annexes of Directive 2000/53/EC (ELV). Regarding the REACH Regulation, the information TE provides on SVHC in articles for this part number is based on the latest European Chemicals Agency (ECHA) 'Guidance on requirements for substances in articles' posted at this URL: <https://echa.europa.eu/guidance-documents/guidance-on-reach>

Compatible Parts



TE Part # 1-2304168-1
4POS MATE-AX, HDR ASSY REV.,90 DEG,COD A



TE Part # 1-2304168-2
4POS MATE-AX, HDR ASSY REV.,90 DEG,COD A



TE Part # 1-2321775-1
4POS,MATE-AX,HDR ASSY Rev., 90DEG,COD A



TE Part # 1-2321775-2
4POS,MATE-AX,HDR ASSY Rev., 090DEG,COD B



TE Part # 1-2321775-4
4POS,MATE-AX,HDR ASSY Rev., 90DEG,COD D



TE Part # 1-2321775-5
4POS,MATE-AX,HDR ASSY Rev., 90DEG,COD E



TE Part # 1-2321775-9
4POS,MATE-AX,HDR ASSY Rev., 90DEG,COD Z



TE Part # 2-2298724-2
4POS,MATE-AX,PIN HSG ASSY, 180DEG,COD B



TE Part # 2-2362803-2
4POS,MATE-AX,PIN HSG ASSY,COD B,7MMCLIP



TE Part # 2298729-1
TPA SOC HSG,4POS,MATE-AX



TE Part # 2304168-1
4POS MATE-AX, HDR ASSY,90 DEG, COD A




TE Part # 2304168-2
4POS MATE-AX, HDR ASSY,90 DEG, COD B




TE Part # 2321775-2
4POS,MATE-AX,HDR ASSY,90DEG, COD B

Also in the Series | MATE-AX



Automotive Connector Locks & Position Assurance(2)



Data Connectivity Headers(30)

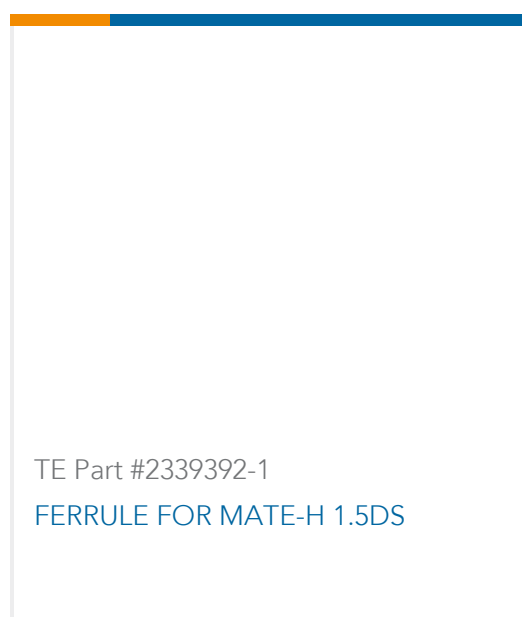



Data Connectivity Housings(45)



PCB Headers & Receptacles(5)

Customers Also Bought



Documents

Product Drawings

4POS,MATE-AX,SOC HSG ASSY,180DEG,COD B

English

CAD Files

3D PDF

3D

Customer View Model

[ENG_CVM_CVM_2298721-2_C.2d_dxf.zip](#)

English

Customer View Model

[ENG_CVM_CVM_2298721-2_C.3d_igs.zip](#)

English

Customer View Model

[ENG_CVM_CVM_2298721-2_C.3d_stp.zip](#)

English

By downloading the CAD file I accept and agree to the [Terms and Conditions](#) of use.



[Product Specifications](#)

[Application Specification](#)

English