

2178410-1 ✓ ACTIVE



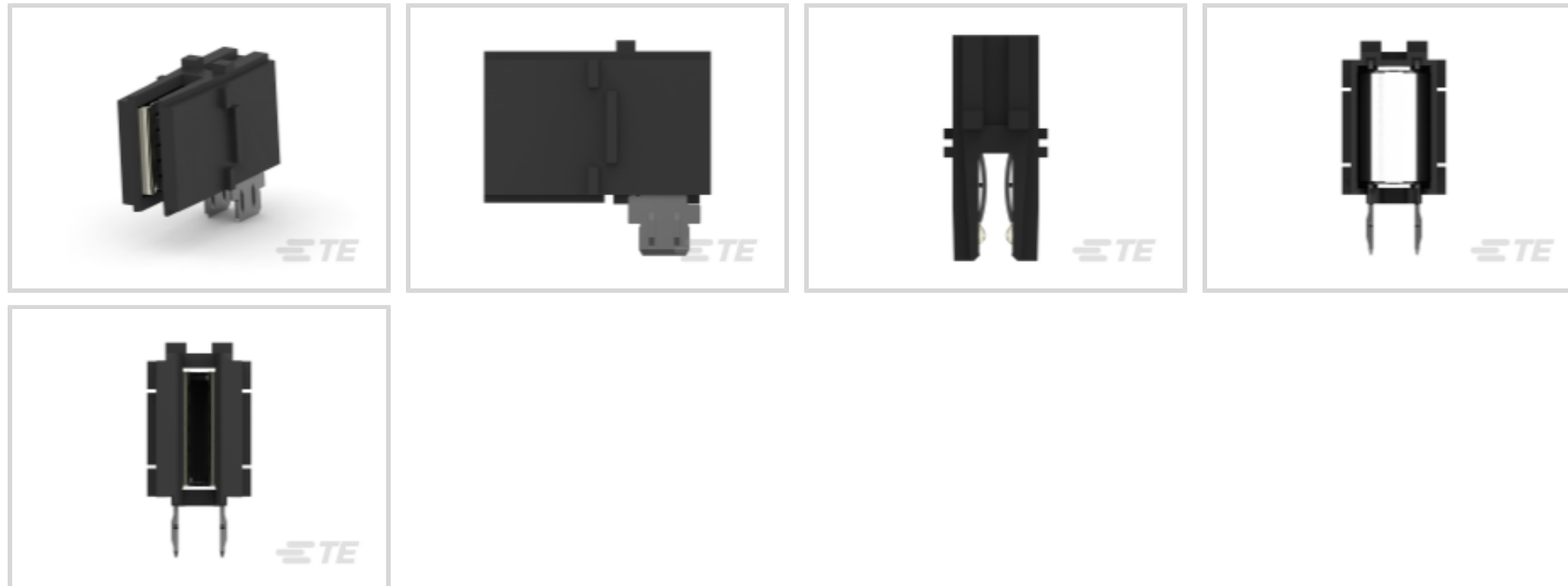
CROWN CLIP

TE Internal #: 2178410-1

Busbar Connectors, Board-to-Bus Bar, 2 Position, Printed Circuit Board, Black, Tray, Right Angle, Copper Alloy, Receptacle, Hot Pluggable, Power

[View on TE.com >](#)

Connectors > Power Connectors > Power Busbar Connectors > Busbar Connectors



Connector System: **Board-to-Bus Bar**

Number of Positions: **2**

Sealable: **No**

Connector & Contact Terminates To: **Printed Circuit Board**

Mating Conductor Thickness: **3 mm [.118 in]**

Features

Product Type Features

Connector System	Board-to-Bus Bar
Sealable	No
Connector & Contact Terminates To	Printed Circuit Board
Connector & Housing Type	Receptacle

Configuration Features

Number of Positions	2
PCB Mount Orientation	Right Angle
Mating & Unmating Configuration	Hot Pluggable

Body Features

Bus Bar Contact Plating Material	Tin
----------------------------------	-----

Contact Features

Contact Base Material	Copper Alloy
Contact Current Rating (Max)	170 A
Contact Length	14.95 mm[.59 in]



Bus Bar Contact Size	2
----------------------	---

Bus Bar Contact Style	Socket
-----------------------	--------

Termination Features

Termination Method to Printed Circuit Board	Through Hole - Solder
---	-----------------------

Mechanical Attachment

Mating Alignment	Without
------------------	---------

Bus Bar Connector Mounting Retention	Without
--------------------------------------	---------

Connector Mounting Type	Board Mount
-------------------------	-------------

Housing Features

Housing Color	Black
---------------	-------

Usage Conditions

Operating Temperature Range	-65 – 105 °C[-85 – 221 °F]
-----------------------------	----------------------------

Operation/Application

Circuit Application	Power
---------------------	-------

Packaging Features

Packaging Method	Tray
------------------	------

Other

Mating Conductor Thickness	3 mm[.118 in]
----------------------------	---------------

Product Compliance

[For compliance documentation, visit the product page on TE.com>](#)

EU RoHS Directive 2011/65/EU	Compliant
------------------------------	-----------

EU ELV Directive 2000/53/EC	Compliant
-----------------------------	-----------

China RoHS 2 Directive MIIT Order No 32, 2016	No Restricted Materials Above Threshold
---	---

EU REACH Regulation (EC) No. 1907/2006	Current ECHA Candidate List: JUNE 2022 (224) Candidate List Declared Against: JUNE 2022 (224) Does not contain REACH SVHC
--	---

Halogen Content	Not Low Halogen - contains Br or Cl > 900 ppm.
-----------------	--

Solder Process Capability	Wave solder capable to 260°C
---------------------------	------------------------------

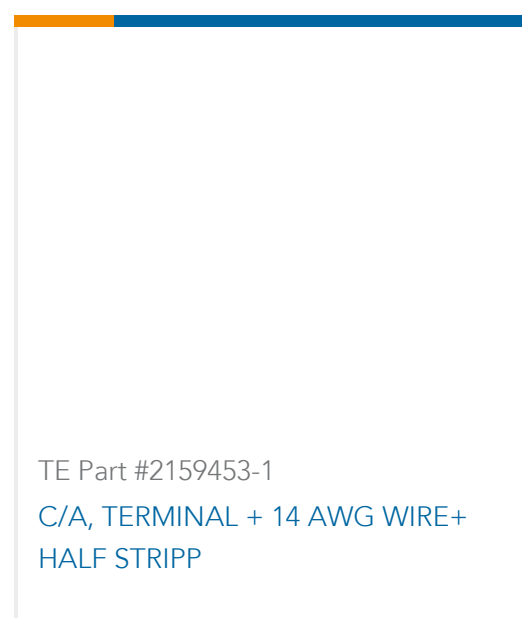
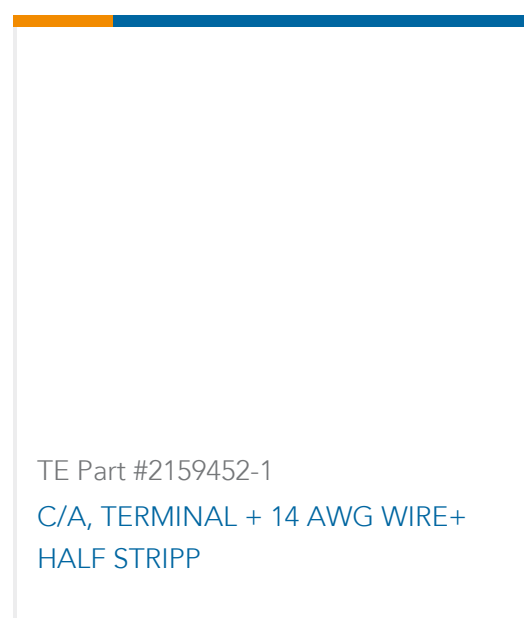
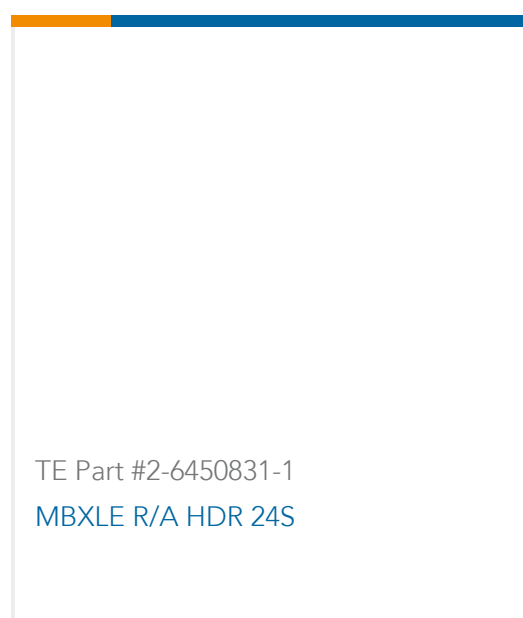


This information is provided based on reasonable inquiry of our suppliers and represents our current actual knowledge based on the information they provided. This information is subject to change. The part numbers that TE has identified as EU RoHS compliant have a maximum concentration of 0.1% by weight in homogenous materials for lead, hexavalent chromium, mercury, PBB, PBDE, DBP, BBP, DEHP, DIBP, and 0.01% for cadmium, or qualify for an exemption to these limits as defined in the Annexes of Directive 2011/65/EU (RoHS2). Finished electrical and electronic equipment products will be CE marked as required by Directive 2011/65/EU. Components may not be CE marked. Additionally, the part numbers that TE has identified as EU ELV compliant have a maximum concentration of 0.1% by weight in homogenous materials for lead, hexavalent chromium, and mercury, and 0.01% for cadmium, or qualify for an exemption to these limits as defined in the Annexes of Directive 2000/53/EC (ELV). Regarding the REACH Regulation, the information TE provides on SVHC in articles for this part number is based on the latest European Chemicals Agency (ECHA) 'Guidance on requirements for substances in articles' posted at this URL: <https://echa.europa.eu/guidance-documents/guidance-on-reach>

Compatible Parts



Customers Also Bought



Documents

Product Drawings

CROWN CLIP JUNIOR CONN

English

CAD Files

3D PDF



3D

Customer View Model

[ENG_CVM_CVM_2178410-1_A.2d_dxf.zip](#)

English

Customer View Model

[ENG_CVM_CVM_2178410-1_A.3d_igs.zip](#)

English

Customer View Model

[ENG_CVM_CVM_2178410-1_A.3d_stp.zip](#)

English

By downloading the CAD file I accept and agree to the [Terms and Conditions](#) of use.

Datasheets & Catalog Pages

[Busbar Power Brochure](#)

English

Product Specifications

[Application Specification](#)

English

Product Environmental Compliance

[TE Material Declaration](#)

English

Agency Approvals

[UL Report](#)

English