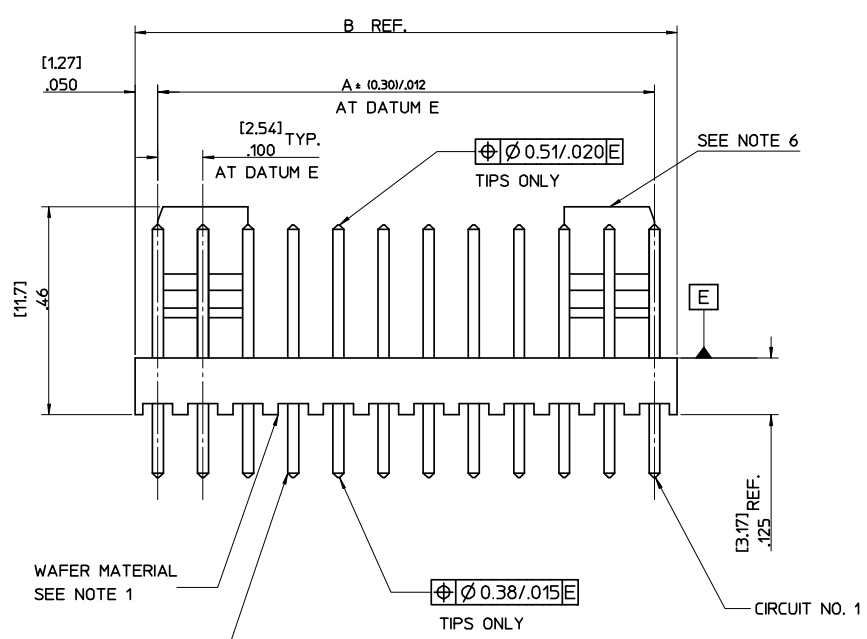
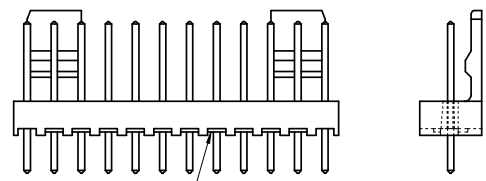


NO. OF CCTS	DIMN. "A"	DIMN. "B"
2	(2.54) .100	(5.08) .200
3	(5.08) .200	(7.62) .300
4	(7.62) .300	(10.16) .400
5	(10.16) .400	(12.70) .500
6	(12.70) .500	(15.24) .600
7	(15.24) .600	(17.78) .700
8	(17.78) .700	(20.32) .800
9	(20.32) .800	(22.86) .900
10	(22.86) .900	(25.40) 1.000
11	(25.40) 1.000	(27.94) 1.100
12	(27.94) 1.100	(30.48) 1.200
13	(30.48) 1.200	(33.02) 1.300
14	(33.02) 1.300	(35.56) 1.400
15	(35.56) 1.400	(38.10) 1.500
16	(38.10) 1.500	(40.64) 1.600
17	(40.64) 1.600	(43.18) 1.700
18	(43.18) 1.700	(45.72) 1.800
19	(45.72) 1.800	(48.26) 1.900
20	(48.26) 1.900	(50.80) 2.000
21	(50.80) 2.000	(53.34) 2.100
22	(53.34) 2.100	(55.88) 2.200
23	(55.88) 2.200	(58.42) 2.300
24	(58.42) 2.300	(60.86) 2.400
25	(60.86) 2.400	(63.50) 2.500
26	(63.50) 2.500	(66.04) 2.600
27	(66.04) 2.600	(68.58) 2.700
28	(68.58) 2.700	(71.12) 2.800



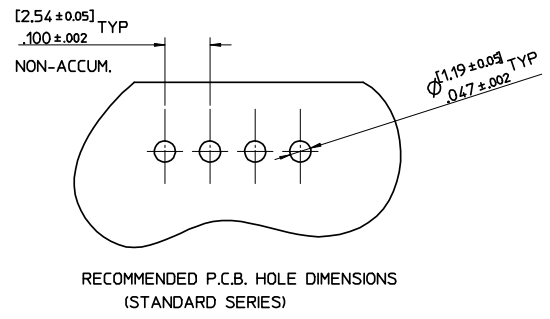
(0.64) .025 SQ. PIN BRASS
FOR PLATING SEE SHEET 2

AE-6410- N * (*)
NO. OF CCTS ——— PLATING TYPE
WAFER ASSY. OPTION ———



NOTES:

1. WAFER MATERIAL: NYLON, 94V-0
2. PIN PUSH OUT FORCE: (0.907 Kg)/2lbs MIN.
3. WAFERS STACKABLE END TO END WITH (2.54)/.100 BETWEEN END PINS
4. THIS PART CONFORMS TO MOLEX PROD. SPEC. PS99020-0088.
5. PIN SOLDERABILITY PER MOLEX SPEC. NO. 152.
6. SINGLE RAMP ON 2-6 CCTS TWO RAMP ON 7-28 CCTS, AS SHOWN.
7. PRODUCT SPECIFICATION: PS-99020-0087
8. PCB THICKNESS 1.6MM



RECOMMENDED P.C.B. HOLE DIMENSIONS
(STANDARD SERIES)

CHANGED DOC. TYPE	QUALITY SYMBOLS	GENERAL TOLERANCES (UNLESS SPECIFIED)	DIMENSION STYLE		SCALE	DESIGN UNITS	THIRD ANGLE PROJECTION
			MM/IN	TITLE			
EC NO: E2008-0557 DRAWN: K IERMAN 2008/05/01 CHKD: 2008/05/02 APPR: BMAGUIRE 2008/05/06	▽=0 ▽=0	4 PLACES ± --- ± --- 3 PLACES ± --- ± .010 2 PLACES ± 0.25 ± .014 1 PLACE ± 0.35 ± --- ANGULAR ± .5 °	mm	INCH	4:1	METRIC	DRAWN BY T. MAHON DATE 28/01/03 CHECKED BY BMAGUIRE DATE 28/01/03 APPROVED BY J DENNEHY DATE 2005/03/11 MATERIAL NO. SEE CHART DOCUMENT NO. SDAE-6410-N
BA		DRAFT WHERE APPLICABLE MUST REMAIN WITHIN DIMENSIONS	SIZE A 2		THIS DRAWING CONTAINS INFORMATION THAT IS PROPRIETARY TO MOLEX INCORPORATED AND SHOULD NOT BE USED WITHOUT WRITTEN PERMISSION		MOLEX MOLEX INCORPORATED SHEET NO. 1 OF 3

ENG. NO.	AE-6410-NA (102)		AE-6410-NC (102)		AE-6410-ND (102)		AE-6410-NH (102)		AE-6410-NJ (102)		AE-6410-NL (102)		
DIMN. "D"	(7.50 ±0.25) .295 ±.010		(7.14 ±0.25) .281 ±.010		(8.05 ±0.25) .317 ±.010		(7.49 ±0.25) .295 ±.010		(18.80 ±0.38) .740 ±.015		(8.50 ±0.38) .335 ±.015		
DIMN. "C"	(14.22) / .560		(20.32) / .800		(14.22) / .560		(14.98) / .590		(25.40) / 1.000		(23.80) / .937		
DIMN. "F"	(3.56) / .140 REF		(10.00) / .394 REF		(2.99) .118 REF		(4.32) / .170 REF		(3.43) / .135 REF		(12.13) / .477 REF		
PLATING	TIN MIN. (0.005)/.0002 OVER (0.0025)/.0001 COPPER MIN.		TIN MIN. (0.005)/.0002 OVER (0.0025)/.0001 COPPER MIN.		TIN MIN. (0.005)/.0002 OVER (0.0025)/.0001 COPPER MIN.		TIN MIN. (0.005)/.0002 OVER (0.0025)/.0001 COPPER MIN.		TIN MIN. (0.005)/.0002 OVER (0.0025)/.0001 COPPER MIN.		TIN MIN. (0.005)/.0002 OVER (0.0025)/.0001 COPPER MIN.		
NO. OF CIRCUITS	2	AE-6410-2A(102)	22-27-2021	AE-6410-2C(102)	38-00-6292	AE-6410-2D(102)	38-00-5882	AE-6410-2H(102)	38-00-6754	AE-6410-2J(102)	NOT TOOLED	AE-6410-2L(102)	NOT TOOLED
	3	3 A(102)	▲ 2031	3 C(102)	▲ 6293	3 D(102)	▲ 5883	3 H(102)	NOT TOOLED	3 J(102)	NOT TOOLED	L(102)	▲
	4	4 A(102)	2041	4 C(102)	6294	4 D(102)	5884	4 H(102)	22-27-2046	4 J(102)	NOT TOOLED	L(102)	▲
	5	5 A(102)	2051	5 C(102)	6295	5 D(102)	5885	5 H(102)	NOT TOOLED	5 J(102)	22-27-2057	L(102)	▲
	6	6 A(102)	2061	6 C(102)	6296	6 D(102)	5886	6 H(102)	▲	6 J(102)	NOT TOOLED	L(102)	▲
	7	7 A(102)	2071	7 C(102)	6297	7 D(102)	5887	7 H(102)	▲	7 J(102)	NOT TOOLED	L(102)	▲
	8	8 A(102)	2081	8 C(102)	6298	8 D(102)	5888	8 H(102)	▲	8 J(102)	22-27-2087	L(102)	▲
	9	9 A(102)	2091	9 C(102)	6299	9 D(102)	5889	9 H(102)	▲	9 J(102)	NOT TOOLED	L(102)	▲
	10	10 A(102)	2101	10 C(102)	6300	10 D(102)	5890	10 H(102)	▼	10 J(102)	▲	L(102)	▲
	11	11 A(102)	2111	11 C(102)	6301	11 D(102)	5891	11 H(102)	NOT TOOLED	11 J(102)	▲	L(102)	▲
	12	12 A(102)	2121	12 C(102)	6302	12 D(102)	5892	12 H(102)	22-27-2126	12 J(102)	▲	L(102)	▲
	13	13 A(102)	2131	13 C(102)	6303	13 D(102)	5893	13 H(102)	NOT TOOLED	13 J(102)	▲	L(102)	▼
	14	14 A(102)	2141	14 C(102)	6304	14 D(102)	5894	14 H(102)	▲	14 J(102)	▲	L(102)	NOT TOOLED
	15	15 A(102)	2151	15 C(102)	6305	15 D(102)	5895	15 H(102)	▲	15 J(102)	▲	L(102)	38-00-1736
	16	16 A(102)	2161	16 C(102)	6306	16 D(102)	5896	16 H(102)	▲	16 J(102)	▲	L(102)	NOT TOOLED
	17	17 A(102)	2171	17 C(102)	6307	17 D(102)	5897	17 H(102)	▲	17 J(102)	▲	L(102)	▲
	18	18 A(102)	2181	18 C(102)	6308	18 D(102)	5898	18 H(102)	▲	18 J(102)	▲	L(102)	▲
	19	19 A(102)	2191	19 C(102)	▼ 6309	19 D(102)	5899	19 H(102)	▲	19 J(102)	▲	L(102)	▲
	20	20 A(102)	2201	20 C(102)	38-00-6310	20 D(102)	5900	20 H(102)	▲	20 J(102)	▲	L(102)	▲
	21	21 A(102)	2211	21 C(102)	NOT TOOLED	21 D(102)	5901	21 H(102)	▲	21 J(102)	▲	L(102)	▲
	22	22 A(102)	2221	22 C(102)	▲	22 D(102)	5902	22 H(102)	▲	22 J(102)	▲	L(102)	▲
	23	23 A(102)	2231	23 C(102)	▲	23 D(102)	5903	23 H(102)	▲	23 J(102)	▲	L(102)	▲
	24	24 A(102)	2241	24 C(102)	▲	24 D(102)	5904	24 H(102)	▲	24 J(102)	▲	L(102)	▲
	25	25 A(102)	2251	25 C(102)	▲	25 D(102)	5905	25 H(102)	▲	25 J(102)	▲	L(102)	▲
	26	26 A(102)	2261	26 C(102)	▲	26 D(102)	5906	26 H(102)	▲	26 J(102)	▲	L(102)	▲
	27	27 A(102)	▼ 2271	27 C(102)	▼	27 D(102)	▼ 5907	27 H(102)	▼	27 J(102)	▼	L(102)	▼
	28	AE-6410-28A(102)	22-27-2281	AE-6410-28C(102)	NOT TOOLED	AE-6410-28D(102)	38-00-5908	AE-6410-28H(102)	NOT TOOLED	AE-6410-28J(102)	NOT TOOLED	AE-6410-28L(102)	NOT TOOLED

SEE SHEET 1 SEC NO: E2008-0557 DRWN: KIERMAN 2008/05/01 CHKD: 2008/05/02 APPR: BMAGUIRE 2008/05/06 REV:	QUALITY SYMBOLS	GENERAL TOLERANCES (UNLESS SPECIFIED)	DIMENSION STYLE	SCALE	DESIGN UNITS	THIRD ANGLE PROJECTION
	▼=0 ▽=0	mm INCH 4 PLACES ± --- ± --- 3 PLACES ± --- ± .010 2 PLACES ± 0.25 ± .014 1 PLACE ± 0.35 ± --- ANGULAR ± .5 °	M/M/IN DRAWN BY T. MAHON DATE 28/01/03 CHECKED BY BMAGUIRE DATE 28/01/03 APPROVED BY JDENNEHY DATE 2005/03/11	4:1	METRIC	
	DRAFT WHERE APPLICABLE MUST REMAIN WITHIN DIMENSIONS	SEE CHART	TITLE	WAFER, FRICTION LOCK KK (2.54)/.100 FOR (0.64)/.025 SQ. PINS		
			MATERIAL NO.	MOLEX INCORPORATED DOCUMENT NO. SDAE-6410-N SHEET NO. 2 OF 3		

ENG. NO.	AE-6410-NA (501)		AE-6410-NA (516)		AE-6410-NK (516)		AE-6410-NC (501)		AE-6410-NA (509)		AE-6410-NS (501)		AE-6410-NA (503)		
DIMN. "D"	(7.50 ±0.25) .295 ±.010		(7.50 ±0.25) .295 ±.010		(9.22) REF .363		(7.14 ±0.25) .281 ±.010		(7.50 ±0.25) .295 ±.010		(7.50 ±0.25) .295 ±.010		(7.50 ±0.25) .295 ±.010		
DIMN. "C"	(14.22) / .560		(14.22) / .560		(15.88) / .625		(20.32) / .800		(14.22) / .560		(16.51) / .649		(14.22) / .560		
DIMN. "F"	(3.56) / .140 REF		(3.56) / .140 REF		(3.48 ±0.25) .137 ±.010		(10.00) / .394 REF		(3.56) / .140 REF		(5.84) / .230 REF		(3.56) / .140 REF		
PLATING	GOLD MIN. (0.0005)/.000020 OVER (0.00076)/.000030 NICKEL MIN.		GOLD MIN. (0.00025)/.000010 OVER (0.00076)/.000030 NICKEL MIN.		GOLD MIN. (0.00025)/.000010 OVER (0.00076)/.000030 NICKEL MIN.		GOLD MIN. (0.00051)/.000020 OVER (0.00076)/.000030 NICKEL MIN.		GOLD MIN. (0.00127)/.000050 OVER (0.00076)/.000030 NICKEL MIN.		GOLD MIN. (0.00051)/.000020 OVER (0.00076)/.000030 NICKEL MIN.		GOLD MIN. (0.00076)/.000030 OVER (0.00127)/.000050 NICKEL MIN.		
NO. OF CIRCUITS	2	AE-6410-2A(501)	22-29-2021	AE-6410-2A(516)	22-29-2022	AE-6410-2K(516)	38-00-0932	AE-6410-2C(501)	NOT TOOLED	AE-6410-2A(509)	38-00-7250		NOT TOOLED	AE-6410-2A(503)	38-00-7062
	3	3 A(501)	2031	3 A(516)	2032	3 K(516)	0933	3 C(501)	38-00-5909	3 A(509)	NOT TOOLED		NOT TOOLED	3 A(503)	7063
	4	4 A(501)	2041	4 A(516)	2042	4 K(516)	0934	4 C(501)	NOT TOOLED	4 A(509)	38-00-7251	AE-6410-4S(509)	38-00-7666	4 A	7064
	5	5 A(501)	2051	5 A(516)	2052	5 K(516)	0935	5 C(501)		5 A(509)	NOT TOOLED		NOT TOOLED	5 A	7065
	6	6 A(501)	2061	6 A(516)	2062	6 K(516)	0936	6 C(501)		6 A(509)		6 S(501)	38-00-7667	6 A	7066
	7	7 A(501)	2071	7 A(516)	2072	7 K(516)	0937	7 C(501)		7 A(509)			NOT TOOLED	7 A	7067
	8	8 A(501)	2081	8 A(516)	2082	8 K(516)	0938	8 C(501)		8 A(509)				8 A	38-00-7068
	9	9 A(501)	2091	9 A(516)	2092	9 K(516)	0939	9 C(501)		9 A(509)				9 A	NOT TOOLED
	10	10 A(501)	2101	10 A(516)	2102	10 K(516)	0940	10 C(501)		10 A(509)				10 A	NOT TOOLED
	11	11 A(501)	2111	11 A(516)	2112	11 K(516)	0941	11 C(501)		11 A(509)				11 A	NOT TOOLED
	12	12 A(501)	2121	12 A(516)	2122	12 K(516)	0942	12 C(501)		12 A(509)				12 A	38-00-7072
	13	13 A(501)	2131	13 A(516)	2132	13 K(516)	0943	13 C(501)		13 A(509)				13 A	NOT TOOLED
	14	14 A(501)	2141	14 A(516)	2142	14 K(516)	0944	14 C(501)		14 A(509)				14 A	38-00-7074
	15	15 A(501)	2151	15 A(516)	2152	15 K(516)	0945	15 C(501)		15 A(509)				15 A	NOT TOOLED
	16	16 A(501)	2161	16 A(516)	2162	16 K(516)	0946	16 C(501)		16 A(509)				16 A	
	17	17 A(501)	2171	17 A(516)	2172	17 K(516)	0947	17 C(501)		17 A(509)				17 A	
	18	18 A(501)	2181	18 A(516)	2182	18 K(516)	0948	18 C(501)		18 A(509)				18 A	
	19	19 A(501)	2191	19 A(516)	2192	19 K(516)	0949	19 C(501)		19 A(509)				19 A	NOT TOOLED
	20	20 A(501)	2201	20 A(516)	2202	20 K(516)	0950	20 C(501)		20 A(509)				20 A	38-00-7080
	21	21 A(501)	2211	21 A(516)	2212	21 K(516)	0951	21 C(501)		21 A(509)				21 A	NOT TOOLED
	22	22 A(501)	2221	22 A(516)	2222	22 K(516)	0952	22 C(501)		22 A(509)				22 A	NOT TOOLED
	23	23 A(501)	2231	23 A(516)	2232	23 K(516)	0953	23 C(501)		23 A(509)				23 A	NOT TOOLED
	24	24 A(501)	2241	24 A(516)	2242	24 K(516)	0954	24 C(501)		24 A(509)				24 A	38-00-0441
	25	25 A(501)	2251	25 A(516)	2252	25 K(516)	0955	25 C(501)		25 A(509)				25 A	NOT TOOLED
	26	26 A(501)	2261	26 A(516)	2262	26 K(516)	0956	26 C(501)		26 A(509)				26 A	
	27	27 A(501)	2271	27 A(516)	2272	27 K(516)	0957	27 C(501)		27 A(509)				27 A(503)	
	28	AE-6410-28A(501)	22-29-2281	AE-6410-28A(516)	22-29-2282	AE-6410-28K(516)	38-00-0958	AE-6410-28C(501)	NOT TOOLED	AE-6410-28A(509)	NOT TOOLED		NOT TOOLED	AE-6410-28A(503)	NOT TOOLED

SEE SHEET 1 EC NO: E2008-0557 DRAWN: LK IERMAN 2008/05/01 CHKD: 2008/05/02 APPR: BMAGUIRE 2008/05/06 BA	QUALITY SYMBOLS ▽=0 ▽=0	GENERAL TOLERANCES (UNLESS SPECIFIED)		DIMENSION STYLE MM/IN		SCALE 4:1	DESIGN UNITS METRIC	THIRD ANGLE PROJECTION
		4 PLACES ± --- ± --- 3 PLACES ± --- ± .010 2 PLACES ± 0.25 ± .014 1 PLACE ± 0.35 ± --- ANGULAR ± .5°	DRAWN BY T. MAHON	DATE 28/01/03	TITLE WAFER, FRICTION LOCK KK (2.54)/.100 FOR (0.64)/.025 SQ. PINS			
		DRAFT WHERE APPLICABLE MUST REMAIN WITHIN DIMENSIONS	CHECKED BY BMAGUIRE	DATE 28/01/03	MOLEX INCORPORATED			
		SEE CHART	APPROVED BY JDENNEHY	DATE 2005/03/11	MATERIAL NO.	DOCUMENT NO. SDAE-6410-N	SHEET NO. 3 OF 3	

THIS DRAWING CONTAINS INFORMATION THAT IS PROPRIETARY TO MOLEX INCORPORATED AND SHOULD NOT BE USED WITHOUT WRITTEN PERMISSION