



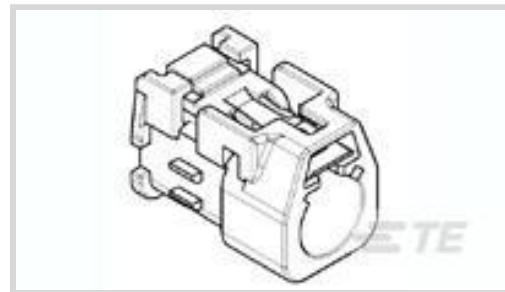
FAKRA RF Connector System

TE Internal #: 2138495-3

Data Connectivity Housings, Housing for Female Terminals, Keying Code C, Wire-to-Wire / Board-to-Board, 1 Position, FAKRA RF Connector System

[View on TE.com >](#)

Connectors > Automotive Connectors > Data Connectivity Systems > Data Connectivity Housings



Connector & Housing Type: **Housing for Female Terminals**

Mating Pin Diameter: **.48 mm [.019 in]**

Keying Code: **C**

Connector System: **Board-to-Board, Wire-to-Wire**

Number of Positions: **1**

Features

Product Type Features

Board Standoff	Without
Hybrid Connector	No
Connector & Housing Type	Housing for Female Terminals
Connector System	Board-to-Board, Wire-to-Wire
Sealable	No
Connector & Contact Terminates To	Wire & Cable

Configuration Features

Fiber Optic Transceiver	Without
Snap-Lock	Without
Keying Code	C
Number of Positions	1

Electrical Characteristics

Operating Voltage	60 VDC
-------------------	--------

Signal Characteristics

Operating Frequency Range	0 – 3000 MHz
---------------------------	--------------

Body Features

Environmental Protection	Other
Ferrule	Without



Cable Exit Type	Fixed
Body Material	PBT GF
Cable Exit Angle	180° (In-Line)

Contact Features

Center Contact	Without
Contact Type	Socket
Contact Mating Area Plating Material	Gold (Au)
RF Connector Center Contact Plating Material	Gold (Au)
Mating Pin Diameter	.48 mm[.019 in]

Termination Features

Termination Method to Wire & Cable	Crimp
------------------------------------	-------

Mechanical Attachment

Mounting Feature	Without
Mating Retention	With

Housing Features

Housing Color	Blue
---------------	------

Dimensions

Product Width	11.56 mm[.455 in]
Product Length	19 mm[.748 in]
Product Height	13.8 mm[.54 in]

Usage Conditions

Operating Temperature (Max)	65 °C, 70 °C, 75 °C, 80 °C, 85 °C[149 °F][158 °F][167 °F][176 °F][185 °F]
Cable Type	Coax
Operating Temperature Range	-40 – 85 °C[-40 – 185 °F]

Operation/Application

Shielded	No
Circuit Application	Signal

Industry Standards

Agency/Standard	USCAR
-----------------	-------

Packaging Features

Packaging Quantity	1000
--------------------	------



Packaging Method

Package

Other

Outer Contact Plating Material	Tin (Sn)
Dielectric Material	PBT

Product Compliance




[For compliance documentation, visit the product page on TE.com>](#)

EU RoHS Directive 2011/65/EU	Compliant
EU ELV Directive 2000/53/EC	Compliant
China RoHS 2 Directive MIIT Order No 32, 2016	No Restricted Materials Above Threshold
EU REACH Regulation (EC) No. 1907/2006	Current ECHA Candidate List: JUNE 2022 (224) Candidate List Declared Against: JAN 2022 (223) SVHC > Threshold: Not Yet Reviewed
Halogen Content	Low Halogen - Br, Cl, F, I < 900 ppm per homogenous material. Also BFR/CFR/PVC Free
Solder Process Capability	Not applicable for solder process capability




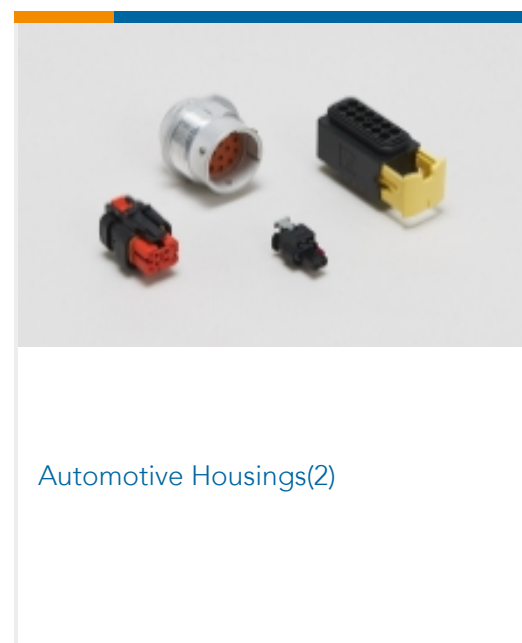
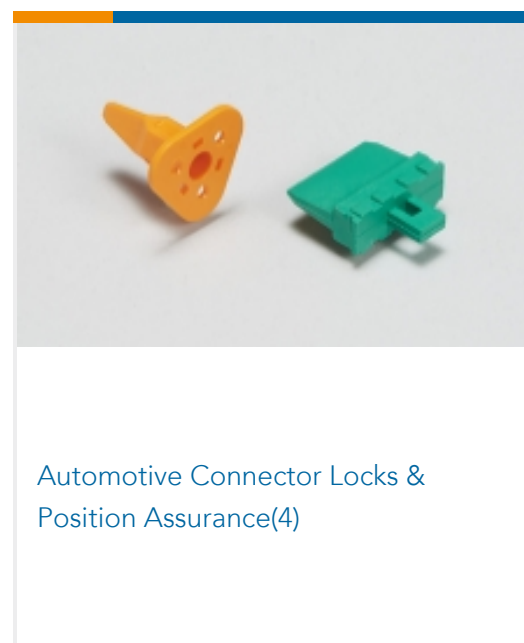
Product Compliance Disclaimer

This information is provided based on reasonable inquiry of our suppliers and represents our current actual knowledge based on the information they provided. This information is subject to change. The part numbers that TE has identified as EU RoHS compliant have a maximum concentration of 0.1% by weight in homogenous materials for lead, hexavalent chromium, mercury, PBB, PBDE, DBP, BBP, DEHP, DIBP, and 0.01% for cadmium, or qualify for an exemption to these limits as defined in the Annexes of Directive 2011/65/EU (RoHS2). Finished electrical and electronic equipment products will be CE marked as required by Directive 2011/65/EU. Components may not be CE marked. Additionally, the part numbers that TE has identified as EU ELV compliant have a maximum concentration of 0.1% by weight in homogenous materials for lead, hexavalent chromium, and mercury, and 0.01% for cadmium, or qualify for an exemption to these limits as defined in the Annexes of Directive 2000/53/EC (ELV). Regarding the REACH Regulation, the information TE provides on SVHC in articles for this part number is based on the latest European Chemicals Agency (ECHA) 'Guidance on requirements for substances in articles' posted at this URL: <https://echa.europa.eu/guidance-documents/guidance-on-reach>

Compatible Parts




Also in the Series | **FAKRA RF Connector System**






Infotainment & Multimedia Cable Assemblies(1)



Other Automotive Connector Accessories(34)



PCB Headers & Receptacles(2)



RF Connectors(1)

Customers Also Bought



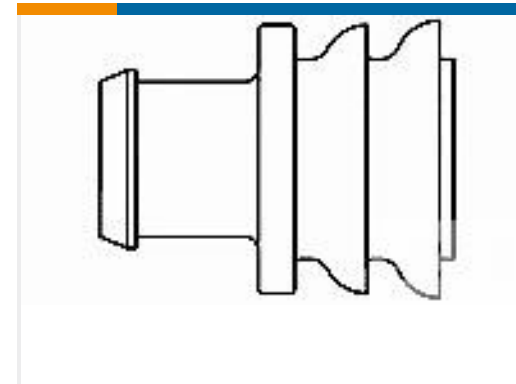
TE Part #DT04-2P
DEUTSCH DT Series Housings & Connectors



TE Part #W2S
DEUTSCH DT WEDGELOCKS



TE Part #282104-1
AMP SUPERSEAL 1.5MM,
CONNECTOR HOUSING



TE Part #281934-2
SINGLE WIRE SEAL



TE Part #0460-202-16141
DEUTSCH SOLID CONTACTS



TE Part #114017-ZZ
SEALING PLUG, SIZE 12/16, WHT

Documents

Product Drawings

PLUG HOUSING, 1 POSITION, FAKRA, Key C

English

CAD Files

3D PDF

3D

Customer View Model

[ENG_CVM_CVM_2138495-3_B.2d_dxf.zip](#)

English

Customer View Model

[ENG_CVM_CVM_2138495-3_B.3d_igs.zip](#)

English

Customer View Model

[ENG_CVM_CVM_2138495-3_B.3d_stp.zip](#)

English

By downloading the CAD file I accept and agree to the [Terms and Conditions](#) of use.



[Product Specifications](#)

[Application Specification](#)

English