



Connectors > Power Connectors > Power Contacts



Power Contact Type: **Contact**

Contact Mating Area Plating Material: **Tin-Lead**

Wire Size: **.2 – .6 mm²**

Sealable: **No**

Features

Product Type Features

Power Contact Type	Contact
Sealable	No
Connector & Contact Terminates To	Wire & Cable

Electrical Characteristics

Test Current	13 A
--------------	------

Contact Features

Contact Mating Area Plating Material	Tin-Lead
Contact Current Rating (Max)	13 A
Contact Type	Pin
Contact Retention Within Housing	With
Mating Pin Diameter	1.57 mm[.062 in]
Contact Base Material	Brass
Contact Mating Area Plating Material Thickness	1.27 µm[50 µin]
Contact Mating Area Plating Material Finish	Bright
Wire Contact Termination Area Plating Thickness	1.27 µm[50 µin]



Wire Contact Termination Area Plating Material	Tin-Lead
Wire Contact Termination Area Plating Material Finish	Bright
Contact Orientation	Straight
Contact Underplating Material	Nickel
Contact Underplating Material Thickness	1.27 µm[50 µin]
Barrel Type	Open Barrel
Contact Size	16

Termination Features

Termination Method to Wire & Cable	Crimp
------------------------------------	-------

Mechanical Attachment

Wire Insulation Support	Without
-------------------------	---------

Dimensions

Wire Size	.2 – .6 mm ²
Accepts Wire Insulation Diameter Range	1.52 – 3.05 mm[.06 – .12 in]

Usage Conditions

Operating Temperature Range	-55 – 90 °C[-67 – 194 °F]
-----------------------------	---------------------------

Operation/Application

Circuit Application	Signal
---------------------	--------

Packaging Features

Packaging Method	Reel
Packaging Quantity	4000

Other

Wire/Cable Type	Discrete Wire
For Use With	MIL-C-5015 Circular Connectors
Comment	For use in MIL-C-5015 CPC Connectors only

Product Compliance

For compliance documentation, visit the product page on [TE.com](https://www.te.com)>

EU RoHS Directive 2011/65/EU	Not Compliant
EU ELV Directive 2000/53/EC	Not Compliant
China RoHS 2 Directive MIIT Order No 32, 2016	Restricted Materials Above Threshold



EU REACH Regulation (EC) No. 1907/2006

Current ECHA Candidate List: JUNE 2022 (224)

Candidate List Declared Against: JAN 2022 (223)

SVHC > Threshold:

Pb (13% in Component Part)

Article Safe Usage Statements:

Do not eat, drink or smoke when using this product. Wash thoroughly after handling. Recycle if possible and dispose of the article by following all applicable governmental regulations relevant to your geographic location.

Halogen Content

Low Halogen - Br, Cl, F, I < 900 ppm per homogenous material. Also BFR/CFR/PVC Free

Solder Process Capability

Not applicable for solder process capability

Product Compliance Disclaimer

This information is provided based on reasonable inquiry of our suppliers and represents our current actual knowledge based on the information they provided. This information is subject to change. The part numbers that TE has identified as EU RoHS compliant have a maximum concentration of 0.1% by weight in homogenous materials for lead, hexavalent chromium, mercury, PBB, PBDE, DBP, BBP, DEHP, DIBP, and 0.01% for cadmium, or qualify for an exemption to these limits as defined in the Annexes of Directive 2011/65/EU (RoHS2). Finished electrical and electronic equipment products will be CE marked as required by Directive 2011/65/EU. Components may not be CE marked. Additionally, the part numbers that TE has identified as EU ELV compliant have a maximum concentration of 0.1% by weight in homogenous materials for lead, hexavalent chromium, and mercury, and 0.01% for cadmium, or qualify for an exemption to these limits as defined in the Annexes of Directive 2000/53/EC (ELV). Regarding the REACH Regulation, the information TE provides on SVHC in articles for this part number is based on the latest European Chemicals Agency (ECHA) 'Guidance on requirements for substances in articles' posted at this URL: <https://echa.europa.eu/guidance-documents/guidance-on-reach>

Compatible Parts



TE Part # 91542-1
CCII TYPE III+ PIN SKT 24-22 ASSY



TE Part # 2305570-1
TERMINAL CUTTER, SIDE FEED



TE Part # 2-2151669-1
OCEAN-2.0-APPLICATOR-S-062F1200



TE Part # 2-2151669-2
OCEAN-2.0-APPLICATOR-S-062F1200A




TE Part # 2151669-1
OCEAN-2.0-APPLICATOR-S-062F1200



TE Part # 2151669-2
OCEAN-2.0-APPLICATOR-S-062F1200A



KIT
TE Part # 7-2151669-7
OCEAN_2.0_SPARE_PART_KIT-062F1200



TE Part # 91542-3
CCII TYPE III+ PIN SKT 24-22 HEAD


Also in the Series | **AMP CPC**



Circular Connector Adapters(7)



Circular Connector Boots & Strain Relief(6)



Circular Connector Caps & Covers(16)



Circular Connector Hardware(3)



Circular Connector Keying Plugs(2)




Circular Connector Seals(36)




Circular Power Connectors(516)



Insertion & Extraction Tools(1)



Power Contacts(6)



Sealing Sleeves(2)



Unscreened Circular Connector Backshells & Clamps(56)

Customers Also Bought



TE Part #1658615-4
09 POS HDF PLUG, AP, LEAD FREE



TE Part #206486-1
CPC SERIES 2




TE Part #206061-1
RECPT, SZ 11-4, CPC



TE Part #499252-8
016 STRAIN RELIEF A-L RCPT




TE Part #6609042-3
10VS1=F7248 S0



TE Part #66565-7
III+ SKT,24-20,TIN,LP



TE Part #1658622-3
16 NOVO MIL/CTR 30DP, LEAD FREE



TE Part #4-1393247-2
W31-X2M1G-5=W23/W31

Documents



Product Drawings

5015 PIN,24-20,TIN-LEAD,STRIP

English

CAD Files

3D PDF

3D

Customer View Model

ENG_CVM_CVM_213605-1_H.2d_dxf.zip

English

Customer View Model

ENG_CVM_CVM_213605-1_H.3d_igs.zip

English

Customer View Model

ENG_CVM_CVM_213605-1_H.3d_stp.zip

English

3D PDF

English

Customer View Model

ENG_CVM_213605-1_F1.3d_igs.zip

English

Customer View Model

ENG_CVM_213605-1_F1.3d_stp.zip

English

Customer View Model

ENG_CVM_213605-1_F1.2d_dxf.zip

English

By downloading the CAD file I accept and agree to the [Terms and Conditions](#) of use.

Product Specifications

Application Specification

English