

1986712-2 ✓ ACTIVE

Buchanan

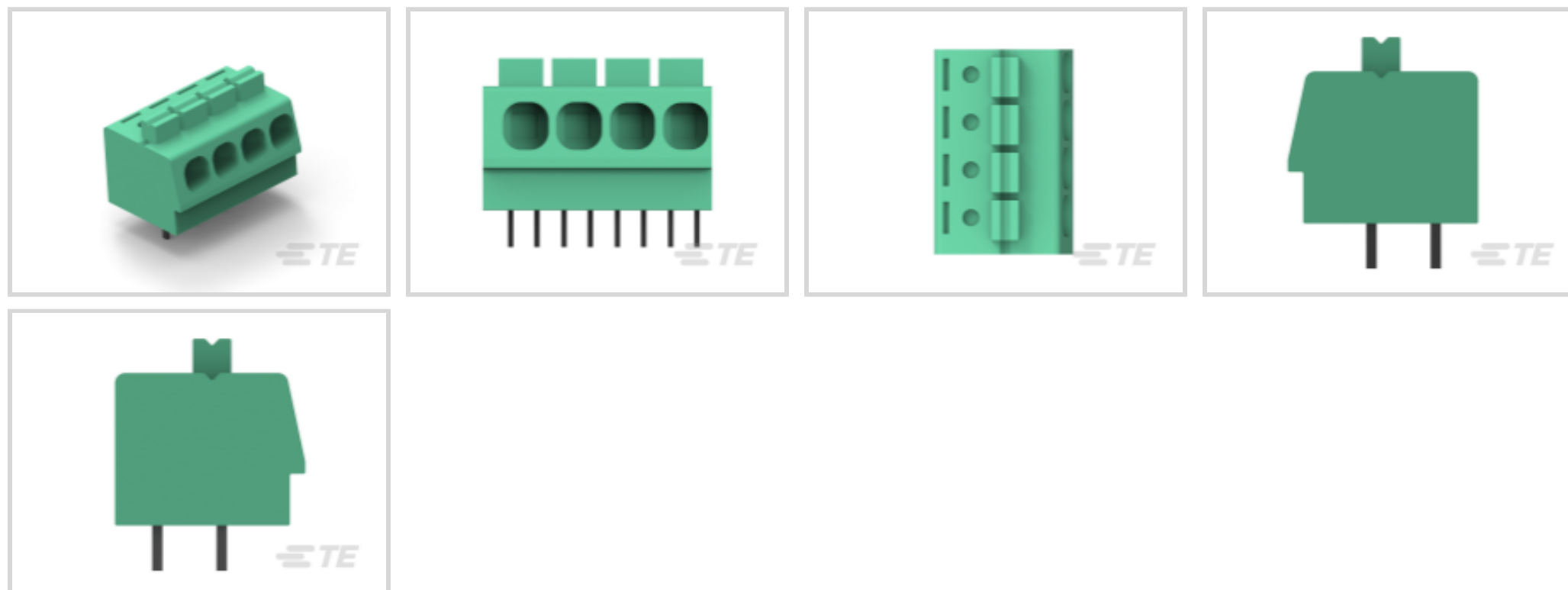
TE Internal #: 1986712-2

PCB Terminal Blocks, Header, Wire-to-Board, 2 Position, .2 in [5.08 mm] Centerline, 2 Row, Side Wire Entry Angle, 30 – 12 AWG Wire Size

[View on TE.com >](#)



Connectors > Terminal Blocks & Strips > PCB Terminal Blocks



Terminal Block Connector Type: **Header**

Connector System: **Wire-to-Board**

Number of Positions: **2**

Centerline (Pitch): **5.08 mm [ .2 in ]**

Number of Rows: **2**

## Features

### Product Type Features

Wire Protection	With
Block Type	Spring Terminal Block
Terminal Block Connector Type	Header
Connector System	Wire-to-Board
Connector & Contact Terminates To	Printed Circuit Board

### Configuration Features

Threaded Flange	Without
Number of Positions	2
Number of Rows	2
Wire Entry Angle	Side

### Electrical Characteristics

Current Rating (Max)	16 A
Voltage Rating	300 VAC

### Body Features



Interlock	Without
Lever Color	White

### Contact Features

Contact Mating Area Plating Material	Tin
Contact Mount	Through Hole
Pin Length	3.5 mm[.138 in]
Contact Base Material	Copper Alloy
Contact Current Rating (Max)	16 A

### Mechanical Attachment

Screwless Terminal Block	Yes
Mounting Angle	Straight
Screw Flange	Without
Connector Mounting Type	Board Mount

### Housing Features

Housing Color	Green
Housing Material	PA 66
Centerline (Pitch)	5.08 mm[.2 in]

### Dimensions

PCB Tail Length	3.5 mm[.138 in]
Wire Size	.05 – 3 mm <sup>2</sup>

### Usage Conditions

Operating Temperature Range	-40 – 110 °C[-40 – 230 °F]
-----------------------------	----------------------------

### Operation/Application

Circuit Application	Power & Signal
---------------------	----------------

### Packaging Features

Packaging Quantity	300
--------------------	-----

### Product Compliance

[For compliance documentation, visit the product page on TE.com>](#)

EU RoHS Directive 2011/65/EU	Compliant
EU ELV Directive 2000/53/EC	Compliant



China RoHS 2 Directive MIIT Order No 32, 2016	No Restricted Materials Above Threshold
EU REACH Regulation (EC) No. 1907/2006	Current ECHA Candidate List: JUNE 2022 (224) Candidate List Declared Against: JAN 2022 (223) SVHC > Threshold: Not Yet Reviewed
Halogen Content	Low Halogen - Br, Cl, F, I < 900 ppm per homogenous material. Also BFR/CFR/PVC Free
Solder Process Capability	Wave solder capable to 265°C

Product Compliance Disclaimer

This information is provided based on reasonable inquiry of our suppliers and represents our current actual knowledge based on the information they provided. This information is subject to change. The part numbers that TE has identified as EU RoHS compliant have a maximum concentration of 0.1% by weight in homogenous materials for lead, hexavalent chromium, mercury, PBB, PBDE, DBP, BBP, DEHP, DIBP, and 0.01% for cadmium, or qualify for an exemption to these limits as defined in the Annexes of Directive 2011/65/EU (RoHS2). Finished electrical and electronic equipment products will be CE marked as required by Directive 2011/65/EU. Components may not be CE marked. Additionally, the part numbers that TE has identified as EU ELV compliant have a maximum concentration of 0.1% by weight in homogenous materials for lead, hexavalent chromium, and mercury, and 0.01% for cadmium, or qualify for an exemption to these limits as defined in the Annexes of Directive 2000/53/EC (ELV). Regarding the REACH Regulation, the information TE provides on SVHC in articles for this part number is based on the latest European Chemicals Agency (ECHA) 'Guidance on requirements for substances in articles' posted at this URL: <https://echa.europa.eu/guidance-documents/guidance-on-reach>

### Compatible Parts



TE Part # 1986711-2  
SCREWLESS, SW,2P,5.0 PCB



TE Part # 1986775-2  
SCREWLESS, SW,2P,5.08 PCB, Low Amp




TE Part # 1986816-2  
PCB SPRNG SIDE ENTRY HITEMP TB 5.08MM 2P

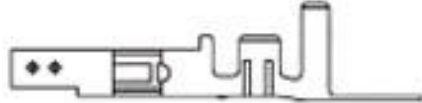
### Customers Also Bought



TE Part #1586000-2  
2P FH PLUG VAL-U-LOK V2



TE Part #1586316-1  
VAL-U-LOK PIN BR SN 26-22 LP



TE Part #1586317-1  
VAL-U-LOK SKT BR SN 26-22 LP



TE Part #1658623-4  
20 NOVO MIL 30DP, LEAD FREE



## Documents

### CAD Files

#### 3D PDF

3D

#### Customer View Model

[ENG\\_CVM\\_CVM\\_1986712-2\\_B.2d\\_dxf.zip](#)

English

#### Customer View Model

[ENG\\_CVM\\_CVM\\_1986712-2\\_B.3d\\_igs.zip](#)

English

#### Customer View Model

[ENG\\_CVM\\_CVM\\_1986712-2\\_B.3d\\_stp.zip](#)

English

By downloading the CAD file I accept and agree to the [Terms and Conditions](#) of use.

### Agency Approvals

#### VDE Certificate

English