



AMP | AMP Type II

TE Internal #: 201328-1

Power Contacts, Contact, Gold, 24 – 20 AWG Wire Size, .2 – .6 mm<sup>2</sup> Wire Size, Wire-to-Wire, 1 Position, Wire & Cable, Crimp, Signal, AMP Type II

[View on TE.com >](#)

Connectors > Power Connectors > Power Contacts



Power Contact Type: **Contact**

Contact Mating Area Plating Material: **Gold**

Wire Size: **.2 – .6 mm<sup>2</sup>**

Connector System: **Wire-to-Wire**

**Features**

**Product Type Features**

Power Contact Type	Contact
Connector System	Wire-to-Wire
Sealable	No
Connector & Contact Terminates To	Wire & Cable

**Configuration Features**

Number of Positions	1
---------------------	---

**Electrical Characteristics**

Test Current	13 A
--------------	------

**Contact Features**

Contact Mating Area Plating Material	Gold
Contact Current Rating (Max)	13 A
Contact Type	Socket
Contact Retention Within Housing	With
Mating Pin Diameter	1.57 mm[.062 in]
Contact Base Material	Brass
Contact Mating Area Plating Material Thickness	.76 μm[30 μin]
Contact Mating Area Plating Material Finish	Bright
Wire Contact Termination Area Plating Thickness	.76 μm[30 μin]
Wire Contact Termination Area Plating Material	Gold



Contact Orientation	Straight
Contact Underplating Material	Nickel
Contact Underplating Material Thickness	1.27 μm[50 μin]
Contact Size	16

### Termination Features

Termination Method to Wire & Cable	Crimp
------------------------------------	-------

### Mechanical Attachment

Contact Retention Type Within Housing	Snap-In
Wire Insulation Support	With

### Dimensions

Wire Size	.2 – .6 mm <sup>2</sup>
Accepts Wire Insulation Diameter Range	1.4 – 2.24 mm[.055 – .088 in]

### Usage Conditions

Operating Temperature Range	-55 – 105 °C[-55 – 302 °F]
-----------------------------	----------------------------

### Operation/Application

Circuit Application	Signal
---------------------	--------

### Identification Marking

Color Code	Yellow/Red
------------	------------

### Packaging Features

Packaging Method	Bag
Packaging Quantity	1000

### Other

Wire/Cable Type	Discrete Wire
For Use With	CPC Series 1 and 4 Connectors, G Series Connectors, M Series Connectors, Metrimate Drawer, Metrimate, Special M Series
Comment	Extraction Tool No. 305183, Insertion Tool No. 200893-2 (for insulation diameters 1.78 [.07] or less), Use turret TH501 (p/n 1-601967-5) with hand tool 601967-1.

### Product Compliance

[For compliance documentation, visit the product page on TE.com>](#)



EU RoHS Directive 2011/65/EU	Compliant
EU ELV Directive 2000/53/EC	Compliant with Exemptions
China RoHS 2 Directive MIIT Order No 32, 2016	No Restricted Materials Above Threshold
EU REACH Regulation (EC) No. 1907/2006	Current ECHA Candidate List: JUNE 2022 (224) Candidate List Declared Against: JUL 2021 (219) SVHC > Threshold: Not Yet Reviewed
Halogen Content	Low Halogen - Br, Cl, F, I < 900 ppm per homogenous material. Also BFR/CFR/PVC Free
Solder Process Capability	Not applicable for solder process capability

Product Compliance Disclaimer

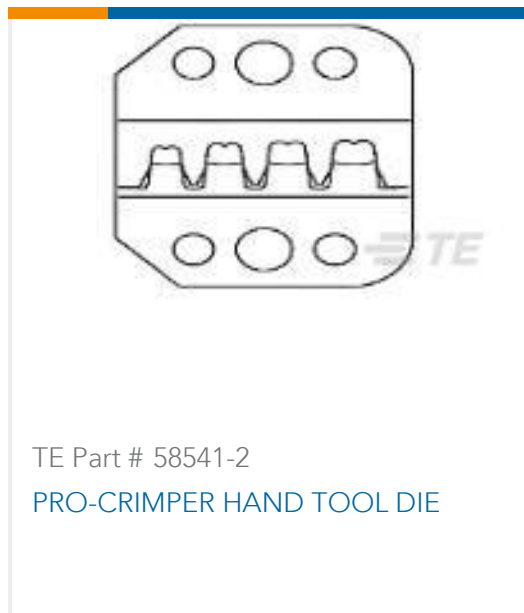
This information is provided based on reasonable inquiry of our suppliers and represents our current actual knowledge based on the information they provided. This information is subject to change. The part numbers that TE has identified as EU RoHS compliant have a maximum concentration of 0.1% by weight in homogenous materials for lead, hexavalent chromium, mercury, PBB, PBDE, DBP, BBP, DEHP, DIBP, and 0.01% for cadmium, or qualify for an exemption to these limits as defined in the Annexes of Directive 2011/65/EU (RoHS2). Finished electrical and electronic equipment products will be CE marked as required by Directive 2011/65/EU. Components may not be CE marked. Additionally, the part numbers that TE has identified as EU ELV compliant have a maximum concentration of 0.1% by weight in homogenous materials for lead, hexavalent chromium, and mercury, and 0.01% for cadmium, or qualify for an exemption to these limits as defined in the Annexes of Directive 2000/53/EC (ELV). Regarding the REACH Regulation, the information TE provides on SVHC in articles for this part number is based on the latest European Chemicals Agency (ECHA) 'Guidance on requirements for substances in articles' posted at this URL: <https://echa.europa.eu/guidance-documents/guidance-on-reach>

## Compatible Parts

<p>TE Part # CAT-AM71-C83998C CMC SERIES 1</p>	<p>TE Part # CAT-AM71-C83998Y CPC SERIES 1 SEALED ONE-PIECE</p>	<p>TE Part # CAT-AM71-C83998J CPC SERIES 1</p>	<p>TE Part # CAT-AM71-C83998K CPC SERIES 6</p>
<p>TE Part # 200893-2 INSERTION TOOL CONT</p>	<p>TE Part # 539972-1 EXTRACTION TOOL</p>	<p>TE Part # 305183 EXTRACT TOOL TYPE 2 20-16</p>	<p>TE Part # 601967-1 CRIMPING TOOL M22520/1-01</p>



TE Part # 58541-1  
PRO-CRIMPER HAND TOOL & DIE



TE Part # 58541-2  
PRO-CRIMPER HAND TOOL DIE



TE Part # 91538-1  
CCII TYPE II PIN SKT 30-20 ASSY

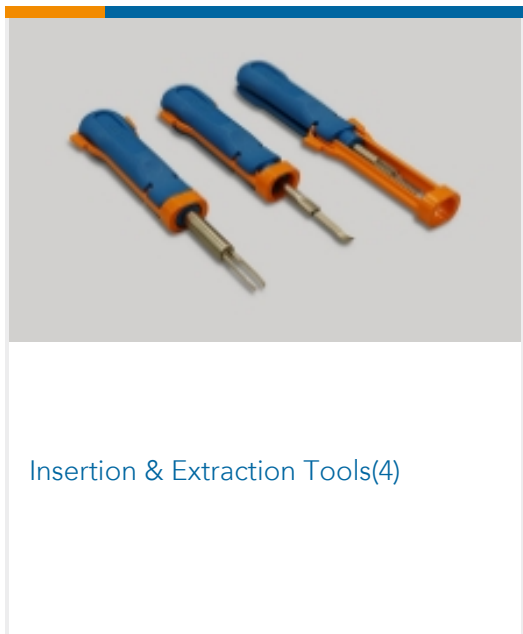


TE Part # 91538-3  
CCII TYPE II PIN SKT 30-20 ASSY

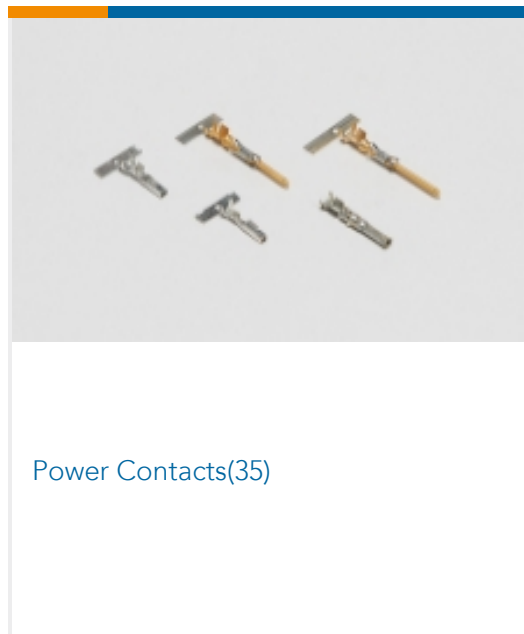


TE Part # 1-601967-5  
POSITIONER TYPE II CONTACTS

### Also in the Series | AMP Type II



Insertion & Extraction Tools(4)



Power Contacts(35)

### Customers Also Bought




TE Part #T4110401041-000  
M12,FEMALE,STRAIGHT,B CODE,4P, PG7,GOLD



TE Part #201613-1  
CONTACT SOCKET ASSY.



TE Part #3-2213772-5  
AV22 SPL 5A MOVE RING LED GREEN 24V




TE Part #YAFD56-22-41PNC012  
PLUG ASSY



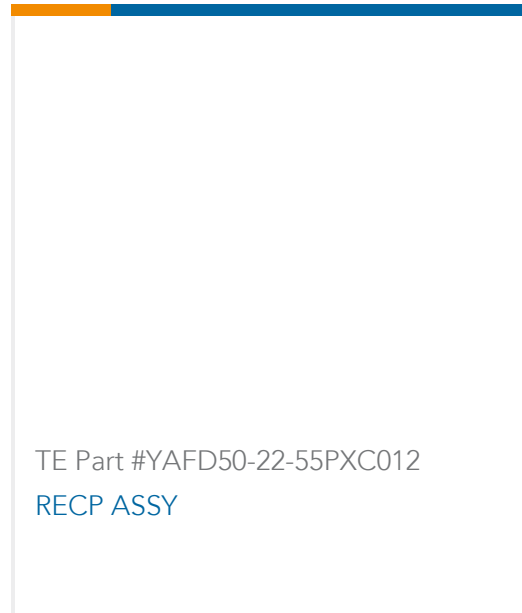
TE Part #YAFD56-22-41PWC012  
PLUG ASSY



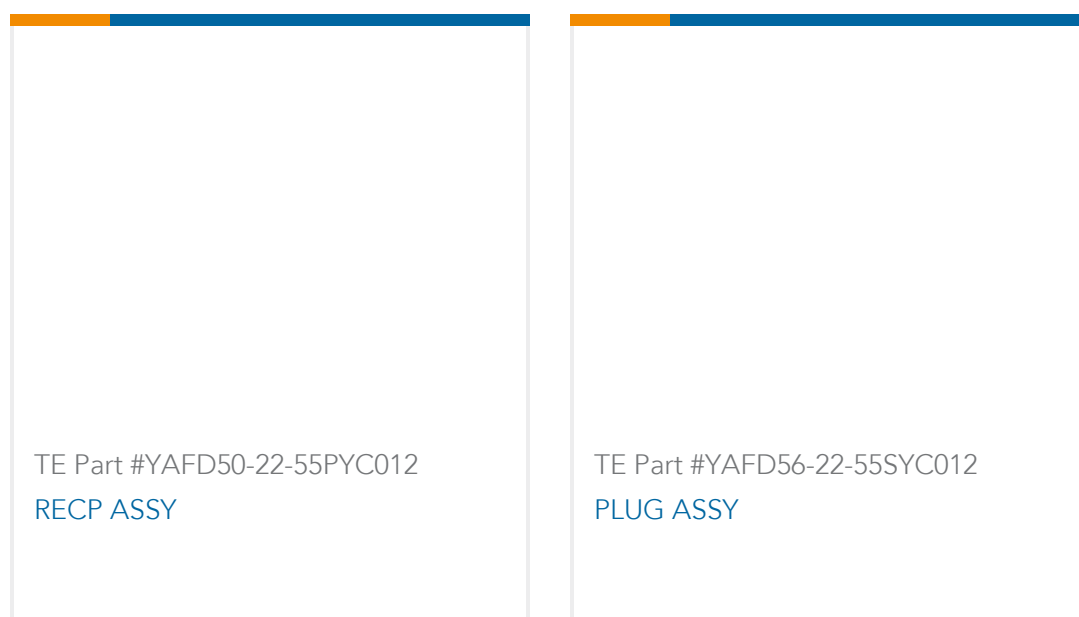
TE Part #YAFD56-22-55SZC012  
PLUG ASSY



TE Part #YAFD57-18-32SNC012  
PLUG ASSY



TE Part #YAFD50-22-55PXC012  
RECP ASSY



## Documents

### Product Drawings

[CONTACT SOCKET ASSY.](#)

English

### CAD Files

Customer View Model

[ENG\\_CVM\\_201328-1\\_AF.3d\\_igs.zip](#)

English

Customer View Model

[ENG\\_CVM\\_201328-1\\_AF.3d\\_stp.zip](#)

English

Customer View Model

[ENG\\_CVM\\_201328-1\\_AF.2d\\_dxf.zip](#)

English

[3D PDF](#)

English

[3D PDF](#)

3D

Customer View Model

[ENG\\_CVM\\_CVM\\_201328-1\\_AK.2d\\_dxf.zip](#)

English

Customer View Model

[ENG\\_CVM\\_CVM\\_201328-1\\_AK.3d\\_igs.zip](#)

English

Customer View Model

[ENG\\_CVM\\_CVM\\_201328-1\\_AK.3d\\_stp.zip](#)

English

By downloading the CAD file I accept and agree to the [Terms and Conditions](#) of use.

### Datasheets & Catalog Pages

[AMP Circular Connectors for Commercial Signal & Power Applications](#)

English

[Signal Contacts](#)

English

[M\\_SERIES\\_PIN\\_AND\\_SOCKET\\_CONNECTORS](#)





English

---

**Product Specifications**

**Application Specification**

Japanese

**Application Specification**

English

**Type II Screw Machine Contacts**

Japanese

**Application Specification**

Japanese

---

**Product Environmental Compliance**

**TE Material Declaration**

English

---

**Instruction Sheets**

**Instruction Sheet (U.S.)**

Japanese

**Instruction Sheet (U.S.)**

English

**Instruction Sheet (U.S.)**

English

**Application and Maintenance for Crimping Die Assemblies**

English

**Instruction Sheet (U.S.)**

English

**Instruction Sheet (U.S.)**

English