



PIDG

TE Internal #: 2-321045-1

Ring Terminals & Spade Terminals, Ring Tongue, 16 – 14 AWG

Wire Size, 1.25 – 2 mm² Wire Size, 2050 – 5180 CMA Wire Size, Stud

Size M6 / 1/4

[View on TE.com >](#)

Terminals & Splices > Ring Terminals & Spade Terminals > PIDG RING TONGUE TERMINALS



Ring & Spade Terminal Type: **Ring Tongue**

Wire Size: **2050 – 5180 CMA**

Stud Size: **1/4, M6**

[All PIDG RING TONGUE TERMINALS \(421\)](#)

Features

Product Type Features

Shape Description	RING-041
Stud Size	1/4, M6
Sealable	No
Wire Insulation Support Retention Type	Insulation Support

Configuration Features

Number of Holes	1
Terminal Angle	180 °

Electrical Characteristics

Voltage (Max)	300 V
---------------	-------

Body Features

Weight per Piece	1.413 g
------------------	---------

Contact Features

Ring & Spade Terminal Type	Ring Tongue
----------------------------	-------------



Barrel Type	Closed
-------------	--------

Terminal Orientation	Offset
----------------------	--------

Terminal Plating Material	Tin
---------------------------	-----

Mechanical Attachment

Wire Insulation Support	With
-------------------------	------

Dimensions

Wire Size	2050 – 5180 CMA
-----------	-----------------

Stud Diameter	6.73 mm[.265 in]
---------------	------------------

Tongue Thickness	.79 mm[.031 in]
------------------	-----------------

Overall Product Length	27.38 mm[1.078 in]
------------------------	--------------------

Accepts Wire Insulation Diameter (Max)	4.32 mm[.17 in]
--	-----------------

Accepts Wire Insulation Diameter Range	2.92 – 4.31 mm[.115 – .17 in]
--	-------------------------------

Usage Conditions

Insulation Option	Partially Insulated
-------------------	---------------------

Operating Temperature Range	105 °C[221 °F]
-----------------------------	----------------

Operation/Application

Compatible With Wire Base Material	Copper
------------------------------------	--------

Compatible With Wire Plating Material	Tin
---------------------------------------	-----

Heavy Duty	No
------------	----

Industry Standards

Government Qualified	No
----------------------	----

Packaging Features

Packaging Quantity	4000
--------------------	------

Packaging Method	Tape Mounted
------------------	--------------

Product Compliance

[For compliance documentation, visit the product page on TE.com>](#)

EU RoHS Directive 2011/65/EU	Compliant
------------------------------	-----------

EU ELV Directive 2000/53/EC	Compliant
-----------------------------	-----------

China RoHS 2 Directive MIIT Order No 32, 2016	No Restricted Materials Above Threshold
---	---

EU REACH Regulation (EC) No. 1907/2006	Current ECHA Candidate List: JUNE 2022 (224)
--	--



Candidate List Declared Against: JAN 2022
(223)
SVHC > Threshold:
Not Yet Reviewed

Halogen Content
Low Halogen - Br, Cl, F, I < 900 ppm per homogenous material. Also BFR/CFR/PVC Free

Solder Process Capability
Not applicable for solder process capability

Product Compliance Disclaimer

This information is provided based on reasonable inquiry of our suppliers and represents our current actual knowledge based on the information they provided. This information is subject to change. The part numbers that TE has identified as EU RoHS compliant have a maximum concentration of 0.1% by weight in homogenous materials for lead, hexavalent chromium, mercury, PBB, PBDE, DBP, BBP, DEHP, DIBP, and 0.01% for cadmium, or qualify for an exemption to these limits as defined in the Annexes of Directive 2011/65/EU (RoHS2). Finished electrical and electronic equipment products will be CE marked as required by Directive 2011/65/EU. Components may not be CE marked. Additionally, the part numbers that TE has identified as EU ELV compliant have a maximum concentration of 0.1% by weight in homogenous materials for lead, hexavalent chromium, and mercury, and 0.01% for cadmium, or qualify for an exemption to these limits as defined in the Annexes of Directive 2000/53/EC (ELV). Regarding the REACH Regulation, the information TE provides on SVHC in articles for this part number is based on the latest European Chemicals Agency (ECHA) 'Guidance on requirements for substances in articles' posted at this URL: <https://echa.europa.eu/guidance-documents/guidance-on-reach>

Compatible Parts

TE Part # 58433-3
PRO CR ASSY, RBY IS9252

TE Part # 47387
DAHT PG PIDG 20-14 ASSY

TE Part # 58423-1
DIE, RBY IS9252

TE Part # 47807-1
DIES PIDG 16-14 DIE SET

TE Part # 1SET191001R0000
CRIMP-HT

TE Part # 169404
CERTI-LOK DIE

Also in the Series | **PIDG**



Compression Connectors(17)



Crimp Terminal Housings(1)



Crimp Wire Pins, Tabs & Ferrules(41)



Knife Disconnects(11)



PCB Terminals(9)



Portable Crimp Tools(2)



Quick Disconnects(53)



Ring Terminals & Spade Terminals(861)



Special Purpose Terminals(1)

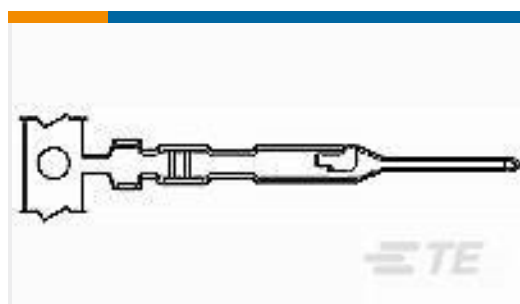


Splices(48)

Customers Also Bought



TE Part #2-36152-1
PIDG RING TONGUE TERMINALS




TE Part #5-104505-4
MTE PIN 22-26 AWG PLTD




TE Part #2-34108-2
SOLIS R 22-16 COMM 22-18 MIL 8



TE Part #1658691-1
HDP-22,PLUG,SIZE 1,15 POSN,CLI



TE Part #5-103957-2
8X3 MTE RCPT SR LATCH .100CL



TE Part #5-103945-1
8X2 MTE SHRD PIN SR LATCH .100



TE Part #5-103957-4
4X5 MTE RCPT SR LATCH .100CL

Documents



Product Drawings

PIDG 16-14 R 1/4; TAPE

English

CAD Files

3D PDF

English

Customer View Model

[ENG_CVM_2-321045-1_H1.2d_dxf.zip](#)

English

Customer View Model

[ENG_CVM_2-321045-1_H1.3d_igs.zip](#)

English

Customer View Model

[ENG_CVM_2-321045-1_H1.3d_stp.zip](#)

English

3D PDF

3D

Customer View Model

[ENG_CVM_CVM_2-321045-1_N.2d_dxf.zip](#)

English

Customer View Model

[ENG_CVM_CVM_2-321045-1_N.3d_igs.zip](#)

English

Customer View Model

[ENG_CVM_CVM_2-321045-1_N.3d_stp.zip](#)

English

By downloading the CAD file I accept and agree to the [Terms and Conditions](#) of use.

Product Specifications

Application Specification

English

Product Environmental Compliance

MD_2-321045-1_0509201767_dmtec

English

[MD_2-321045-1_0509201767_dmtec](#)

English

Agency Approvals

UL Report

English

UL Report

English