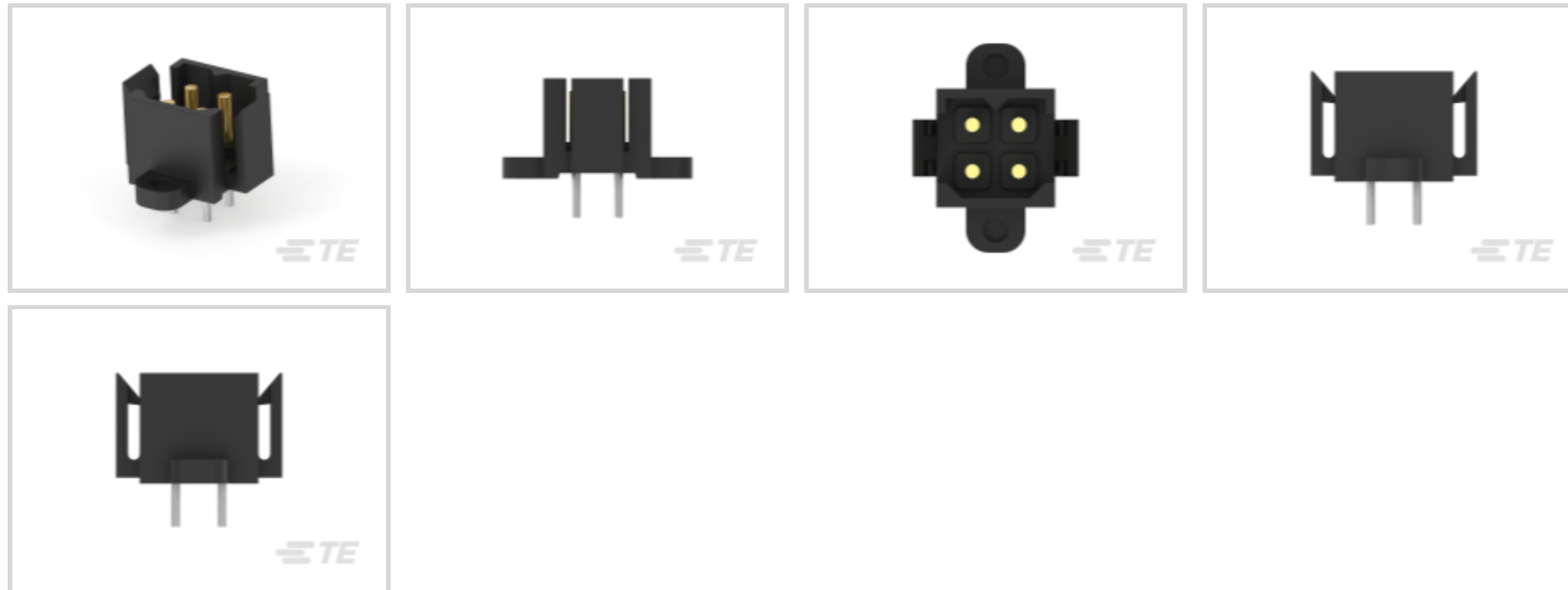




Connectors &gt; PCB Connectors &gt; PCB Headers &amp; Receptacles

Connector System: **Wire-to-Board**Number of Positions: **4**Number of Rows: **2**Centerline (Pitch): **5 mm [.197 in]**PCB Mount Orientation: **Vertical**

## Features

### Product Type Features

Connector System	Wire-to-Board
Header Type	Fully Shrouded
Sealable	No
Connector & Contact Terminates To	Printed Circuit Board
PCB Connector Assembly Type	PCB Mount Header

### Configuration Features

Number of Columns	2
Number of Loaded Positions	4
Connector Contact Load Condition	Fully Loaded
Number of Positions	4
Number of Rows	2
PCB Mount Orientation	Vertical

### Electrical Characteristics

Operating Voltage	600 VAC
-------------------	---------



### Body Features

Primary Product Color	Black
-----------------------	-------

### Contact Features

Contact Layout	Matrix
PCB Contact Termination Area Plating Material Thickness	3.81 $\mu\text{m}$ [150 $\mu\text{in}$ ]
Mating Pin Diameter	1.75 mm[.069 in]
Contact Underplating Material Thickness	1.27 $\mu\text{m}$ [50 $\mu\text{in}$ ]
Contact Mating Area Plating Material Thickness	3.81 $\mu\text{m}$ [150 $\mu\text{in}$ ]
PCB Contact Termination Area Plating Material Finish	Matte
Contact Mating Area Plating Material Finish	Matte
Contact Underplating Material	Nickel
PCB Contact Termination Area Plating Material	Tin
Contact Mating Area Plating Material	Tin
Contact Type	Pin
Contact Current Rating (Max)	7.5 A

### Termination Features

Round Termination Post & Tail Diameter	.99 mm[.039 in]
Termination Method to Printed Circuit Board	Through Hole - Solder

### Mechanical Attachment

Mating Alignment Type	Polarization
Mating Retention	With
PCB Mount Retention Type	Screw Mount
Connector Mounting Type	Board Mount
Mating Alignment	With
PCB Mount Alignment	Without
PCB Mount Retention	With

### Housing Features

Housing Material	PA 66
Centerline (Pitch)	5 mm[.197 in]

### Dimensions

Connector Length	12.7 mm[.5 in]
Connector Height	11.79 mm[.464 in]



Connector Width	12.7 mm[.5 in]
-----------------	----------------

Row-to-Row Spacing	5.08 mm[.2 in]
--------------------	----------------

### Usage Conditions

Operating Temperature Range	-55 – 130 °C[-67 – 266 °F]
-----------------------------	----------------------------

### Operation/Application

Circuit Application	Power & Signal
---------------------	----------------

### Industry Standards

Agency/Standard	CSA, UL, VDE
-----------------	--------------

UL Flammability Rating	UL 94V-0
------------------------	----------

### Packaging Features

Packaging Quantity	126
--------------------	-----

Packaging Type	Box
----------------	-----

### Product Compliance

[For compliance documentation, visit the product page on TE.com>](#)

EU RoHS Directive 2011/65/EU	Compliant
------------------------------	-----------

EU ELV Directive 2000/53/EC	Compliant
-----------------------------	-----------

China RoHS 2 Directive MIIT Order No 32, 2016	No Restricted Materials Above Threshold
---	---

EU REACH Regulation (EC) No. 1907/2006	Current ECHA Candidate List: JUNE 2022 (224) Candidate List Declared Against: JAN 2022 (223) SVHC > Threshold: Not Yet Reviewed
--	--

Halogen Content	Not Low Halogen - contains Br or Cl > 900 ppm.
-----------------	--

Solder Process Capability	Not reviewed for solder process capability
---------------------------	--


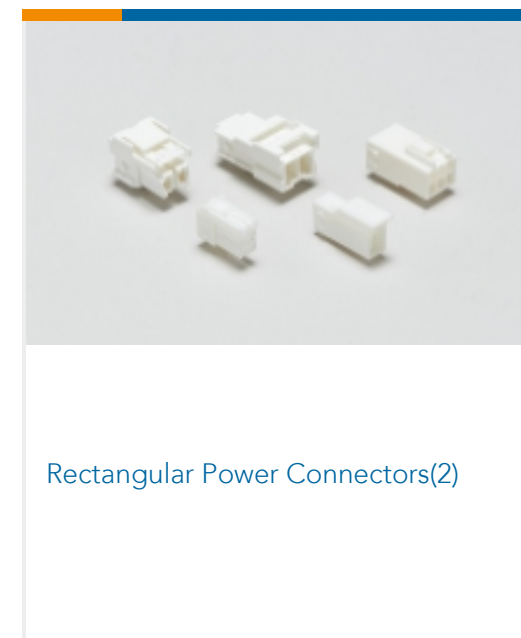
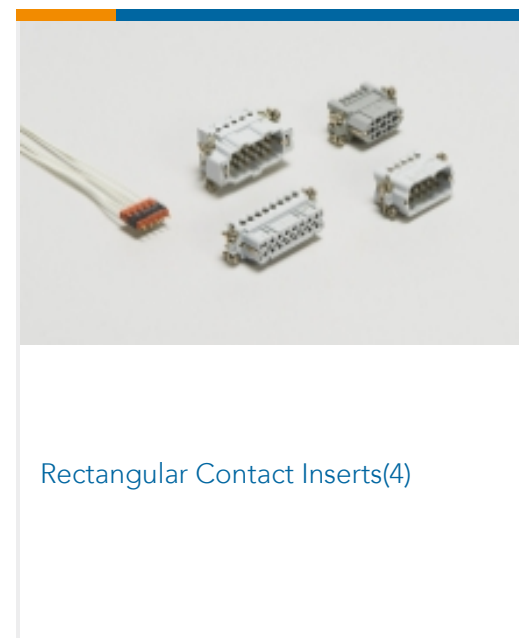
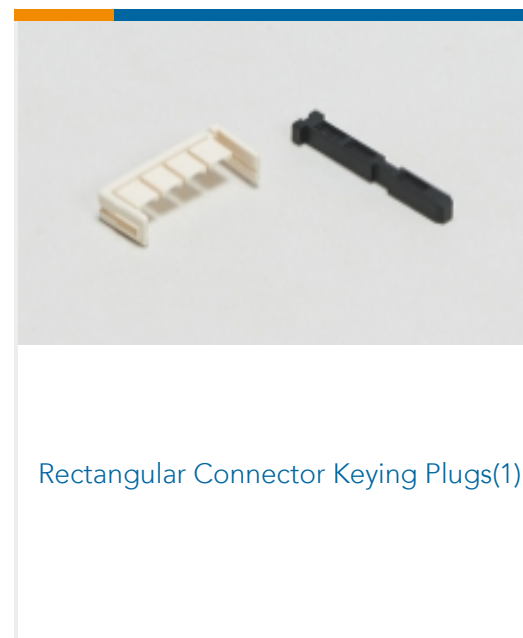

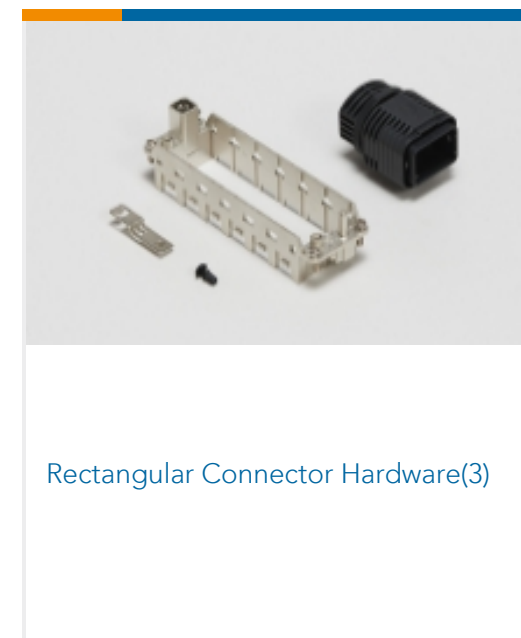
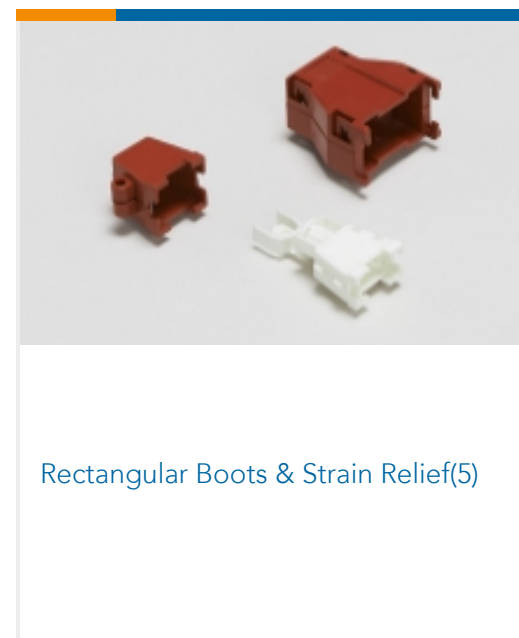
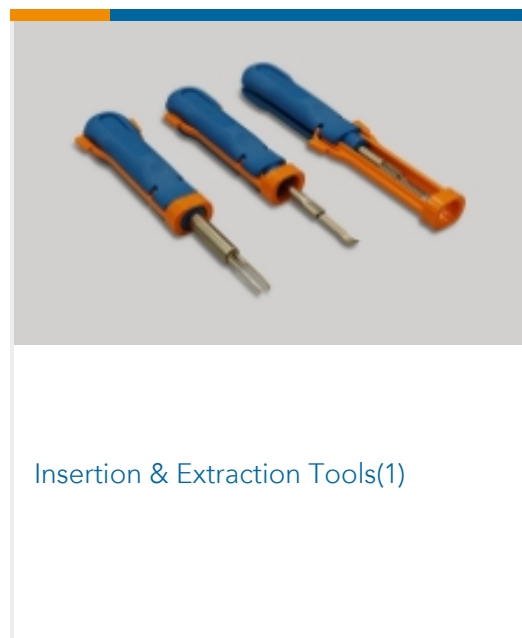
#### Product Compliance Disclaimer

This information is provided based on reasonable inquiry of our suppliers and represents our current actual knowledge based on the information they provided. This information is subject to change. The part numbers that TE has identified as EU RoHS compliant have a maximum concentration of 0.1% by weight in homogenous materials for lead, hexavalent chromium, mercury, PBB, PBDE, DBP, BBP, DEHP, DIBP, and 0.01% for cadmium, or qualify for an exemption to these limits as defined in the Annexes of Directive 2011/65/EU (RoHS2). Finished electrical and electronic equipment products will be CE marked as required by Directive 2011/65/EU. Components may not be CE marked. Additionally, the part numbers that TE has identified as EU ELV compliant have a maximum concentration of 0.1% by weight in homogenous materials for lead, hexavalent chromium, and mercury, and 0.01% for cadmium, or qualify for an exemption to these limits as defined in the Annexes of Directive 2000/53/EC (ELV). Regarding the REACH Regulation, the information TE provides on SVHC in articles for this part number is based on the latest European Chemicals Agency (ECHA) 'Guidance on requirements for substances in articles' posted at this URL: <https://echa.europa.eu/guidance-documents/guidance-on-reach>

## Compatible Parts



## Also in the Series | AMP Metrimate



## Customers Also Bought



## Documents

### Product Drawings

[METRIMATE PIN HDR ASY,4P LF](#)

English

### CAD Files

Customer View Model

[ENG\\_CVM\\_207119-8\\_S.3d\\_igs.zip](#)

English

Customer View Model

[ENG\\_CVM\\_207119-8\\_S.3d\\_stp.zip](#)

English

Customer View Model

[ENG\\_CVM\\_207119-8\\_S.2d\\_dxf.zip](#)

English

[3D PDF](#)

English

[3D PDF](#)

3D

Customer View Model

[ENG\\_CVM\\_CVM\\_207119-8\\_U.2d\\_dxf.zip](#)

English

Customer View Model

[ENG\\_CVM\\_CVM\\_207119-8\\_U.3d\\_igs.zip](#)

English

Customer View Model

[ENG\\_CVM\\_CVM\\_207119-8\\_U.3d\\_stp.zip](#)

English



By downloading the CAD file I accept and agree to the [Terms and Conditions](#) of use.

### Datasheets & Catalog Pages

[METRIMATE\\_PIN\\_SOCKET\\_CATALOG](#)

English

### Product Specifications

[Product Specification](#)

English

### Product Environmental Compliance

[MD\\_207119-8\\_11102017617\\_dmtec](#)

English

[MD\\_207119-8\\_11102017617\\_dmtec](#)

English

### Agency Approvals

[CSA Certificate](#)

English