

Active

PRODUCT DRAWING
English

3D PDF

TE CONNECTIVITY (TE)

EMBOSS TAPING 0.3FPC NARROW BF

Fine Pitch FPC | Fine Pitch FPC

2013928-8

TE Internal Number: 2013928-8

Always EU RoHS/ELV Compliant

Centerline .3 mm [.012 in]

Number of Positions 25

Insertion Force ZIF

PCB Mounting Orientation Right Angle

Termination Method to PC Board Surface Mount

Product Drawings

[0.3FPC Narrow BF-U 0.9mmH, 3.8mmW GOLD PLATE](#)

PDF
English

CAD Files

[Customer View Model](#)

2D_DXF.ZIP
English

[3D PDF](#)

PDF
3D

[Customer View Model](#)

3D_IGS.ZIP
English

[Customer View Model](#)

3D_STP.ZIP
English

Catalog Pages/Data Sheets

[8-1773459-2_Fine_Pitch_FPC_conn_QRG](#)

PDF
English

Product Specifications

Product Specification

[0.3FPC Narrow BF-U \(Upper Contact Type\)](#)

TIF
Japanese

[0.3FPC Narrow BF-U \(Upper Contact Type\)](#)

PDF
Japanese

Qualification Test Report

[0.3FPC Narrow BF-U](#)

TIF
Japanese

[0.3FPC Narrow BF-U](#)

PDF
Japanese

Instruction Sheets

Instruction Sheet (for U.S.)

[0.3FPC Narrow BF-U](#)

Please review product documents or [contact us](#) for the latest agency approval information. Please Note: Use the Product Drawing for all design activity.

Product Type Features	Insertion Force	ZIF
	PCB Mounting Orientation	Right Angle
	Actuator Type	Rear Flip (Front Hinge)
	Shrouded	Yes
	Applies To	Flexible Printed Circuit (FPC), Printed Circuit Board
	Product Type	Connector
	Connector System	Flex-to-Board
	Connector Type	Connector Assembly
	Sealed	No
	Wire/Cable Type	FPC/FFC
	Shielded	No
	Series	FPC
	Connector Style	Receptacle
Type of Connector	ZIF FPC	

Configuration Features	Number of Positions	25
	Number of Rows	1
	Tail Orientation	Staggered

Electrical Characteristics	Operating Voltage	50 VAC [50 VDC]
----------------------------	-------------------	--------------------------

Body Features	Cable Entry	Horizontal
	Color	White/Black

Contact Features	Contact Mating Location	Top
	Contact Termination Area Plating Thickness	.1 μm [3.93 μin]
	Contact Current Rating (Max) (A)	.2
	Contact Mating Area Plating Thickness	.1 μm [3.937 μin]
	Contact Transmits (Typical)	Signal (Data)

Contact Mating Area Plating Material	Gold
Contact Base Material	Copper Alloy
Contact Type	Socket
Contact Design	Single Beam
Contact Termination Area Plating Material	Gold
Solder Tail Contact Plating Material	Gold over Nickel

Termination Features	Termination Method to PC Board	Surface Mount
----------------------	--------------------------------	----------------------

Mechanical Attachment	PCB Mount Alignment	Without
	PCB Mount Retention	Without
	Mating Alignment	With
	PCB Mount Retention Type	Solder Pads

Housing Features	Centerline	.3 mm [.012 in]
	Housing Color	Natural
	Housing Material	Thermoplastic

Dimensions	Height	.9 mm [.035 in]
	Width	3.8 mm [.1496 in]
	Flex Cable Thickness	.2 mm [.00787 in]
	Tail Length	.7 mm [.0275 in]
	Length	8 mm [.314 in]

Usage Conditions	Operating Temperature Range	-25 – 85 °C [-13 – 185 °F]
	Flame Retardant	Yes

Identification Marking	Circuit Identification Feature	Without
------------------------	--------------------------------	----------------









Industry Standards	UL Flammability Rating	UL 94V-0
--------------------	------------------------	-----------------

Packaging Features	Packaging Method	Tape & Reel
	Packaging Quantity	3000

Product Compliance [Statement of Compliance](#)
PDF

[VIEW ALL PRODUCT COMPLIANCE](#)

CUSTOMERS ALSO BOUGHT

FFC CONNECTORS	HIGH FREQUENCY & RF INDUCTORS	MULTIPLE CONFIGURATION PCB HEADERS & RECEPTACLES	TERMINAL BLOCK HEADERS & RECEPTACLES
<p>004 HOUSING FFC RCPT 050CL SR 487545-1</p> <hr/> <p> Save to List</p> <p> Find Similar Products</p>	<p>SC30-10-2507-10 0.33UH AMMO 1000 SC30R33KT</p> <hr/> <p> Save to List</p> <p> Find Similar Products</p>	<p>50 50/50 GRID RA HDR LF 5-104894-5</p> <hr/> <p> Save to List</p> <p> Find Similar Products</p>	<p>TERMI-BLOK PCB MOUNT 90 2P. 282836-2</p> <hr/> <p> Save to List</p> <p> Find Similar Products</p>