



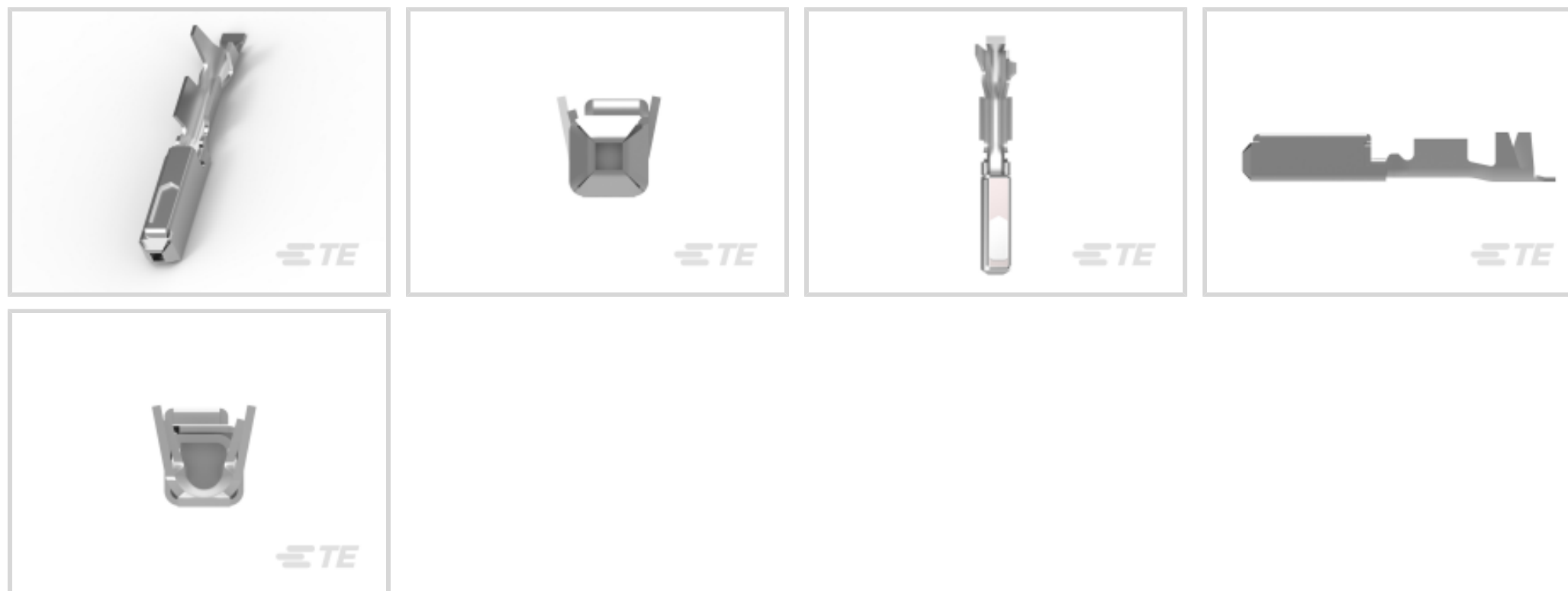
**MQS**

TE Internal #: 2005119-1

Automotive Terminals, Receptacle, Mating Tab Width .64 mm [.025 in], Tab Thickness .025 in [.64 mm], 22 – 20 AWG Wire Size, MQS

[View on TE.com >](#)

Terminals & Splices > Automotive Terminals > MQS, RECEPTACLE AND TAB



Terminal Type: **Receptacle**

Mating Tab Width: **.64 mm [.025 in]**

Mating Tab Thickness: **.64 mm [.025 in]**

Terminal Transmits: **0 – 24 A (Low Power)**

Wire Size: **22 – 20 AWG**

[All MQS, RECEPTACLE AND TAB \(125\)](#)

**Features**

**Product Type Features**

Sealable	No
Primary Locking Feature	Clean Body

**Contact Features**

Contact Size	.63mm
Contact Fabrication	Stamped & Formed
Crimp Type	F-Crimp
Terminal Type	Receptacle
Mating Tab Width	.64 mm[.025 in]
Mating Tab Thickness	.64 mm[.025 in]
Interface Plating	Tin (Sn)

**Termination Features**

Termination Method to Wire & Cable	Crimp
Product Terminates To	Wire



### Dimensions

Wire Size	.35 – .5 mm <sup>2</sup>
Wire Size Search	20 AWG, 21 AWG, 22 AWG
Wire Insulation Diameter	.9 – 1.6 mm [.035 – .063 in]

### Usage Conditions

Insulation Option	Uninsulated
Operating Temperature (Max)	80 °C, 85 °C, 90 °C, 100 °C, 105 °C, 110 °C, 120 °C, 125 °C, 130 °C, 140 °C [176 °F][185 °F][194 °F][212 °F][221 °F][230 °F][248 °F][257 °F][266 °F][284 °F]
Operating Temperature Range	-40 – 140 °C [-40 – 284 °F]

### Operation/Application

Compatible With Wire Base Material	Copper
------------------------------------	--------

### Packaging Features

Packaging Method	Reel
Packaging Quantity	12000

### Other

Terminal Transmits	0 – 24 A (Low Power)
--------------------	----------------------

### Product Compliance

[For compliance documentation, visit the product page on TE.com>](#)

EU RoHS Directive 2011/65/EU	Compliant
EU ELV Directive 2000/53/EC	Compliant
China RoHS 2 Directive MIIT Order No 32, 2016	No Restricted Materials Above Threshold
EU REACH Regulation (EC) No. 1907/2006	Current ECHA Candidate List: JUNE 2022 (224) Candidate List Declared Against: JAN 2022 (223) SVHC > Threshold: Not Yet Reviewed
Halogen Content	Low Halogen - Br, Cl, F, I < 900 ppm per homogenous material. Also BFR/CFR/PVC Free
Solder Process Capability	Not applicable for solder process capability

Product Compliance Disclaimer



This information is provided based on reasonable inquiry of our suppliers and represents our current actual knowledge based on the information they provided. This information is subject to change. The part numbers that TE has identified as EU RoHS compliant have a maximum concentration of 0.1% by weight in homogenous materials for lead, hexavalent chromium, mercury, PBB, PBDE, DBP, BBP, DEHP, DIBP, and 0.01% for cadmium, or qualify for an exemption to these limits as defined in the Annexes of Directive 2011/65/EU (RoHS2). Finished electrical and electronic equipment products will be CE marked as required by Directive 2011/65/EU. Components may not be CE marked. Additionally, the part numbers that TE has identified as EU ELV compliant have a maximum concentration of 0.1% by weight in homogenous materials for lead, hexavalent chromium, and mercury, and 0.01% for cadmium, or qualify for an exemption to these limits as defined in the Annexes of Directive 2000/53/EC (ELV). Regarding the REACH Regulation, the information TE provides on SVHC in articles for this part number is based on the latest European Chemicals Agency (ECHA) 'Guidance on requirements for substances in articles' posted at this URL: <https://echa.europa.eu/guidance-documents/guidance-on-reach>

## Compatible Parts



TE Part # 2305570-1  
TERMINAL CUTTER, SIDE FEED



TE Part # 1897634-2  
ECU 94P PLUG ASS'Y



TE Part # 2-2151493-1  
OCEAN\_2.0\_APPLICATOR-S-055F0720



TE Part # 2-2151493-2  
OCEAN\_2.0\_APPLICATOR-S-055F0720



TE Part # 2-2151541-1  
OCEAN\_2.0\_APPLICATOR-S-050F0720



TE Part # 2-2151541-2  
OCEAN\_2.0\_APPLICATOR-S-050F0720



TE Part # 2151493-1  
OCEAN\_2.0\_APPLICATOR-S-055F0720



TE Part # 2151493-2  
OCEAN\_2.0\_APPLICATOR-S-055F0720



TE Part # 2151541-1  
OCEAN\_2.0\_APPLICATOR-S-050F0720



TE Part # 2151541-2  
OCEAN\_2.0\_APPLICATOR-S-050F0720



TE Part # 5-2151493-1  
OCEAN\_2.0\_APPLICATOR-S-055F0720



TE Part # 5-2151493-2  
OCEAN\_2.0\_APPLICATOR-S-055F0720



TE Part # 7-2151493-1  
OCEAN\_2.0\_APPLICATOR-S-055F0720



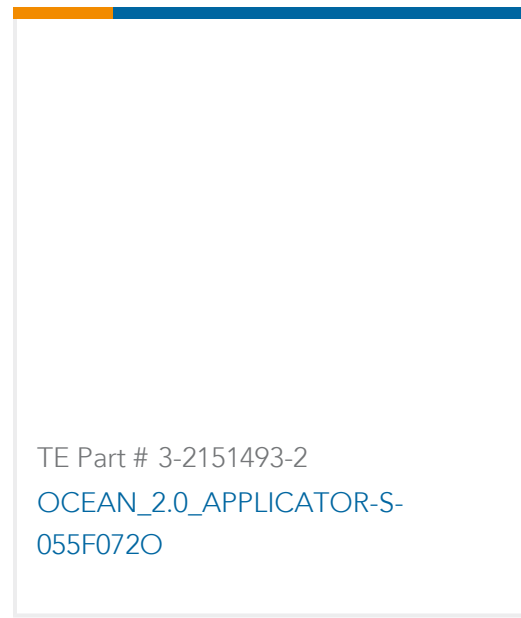
TE Part # 7-2151493-2  
OCEAN\_2.0\_APPLICATOR-S-055F0720



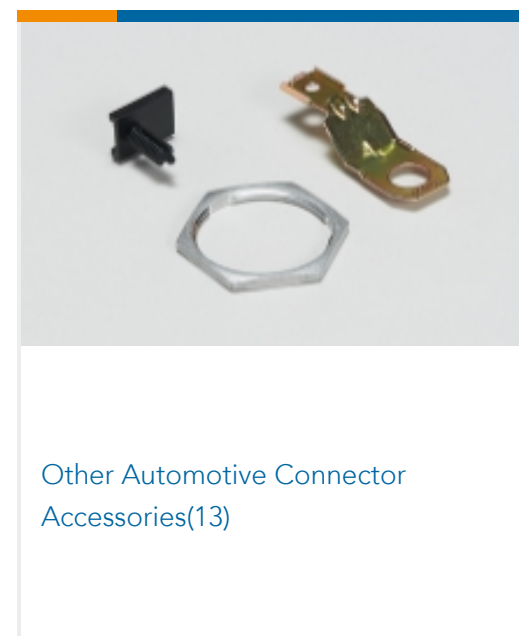
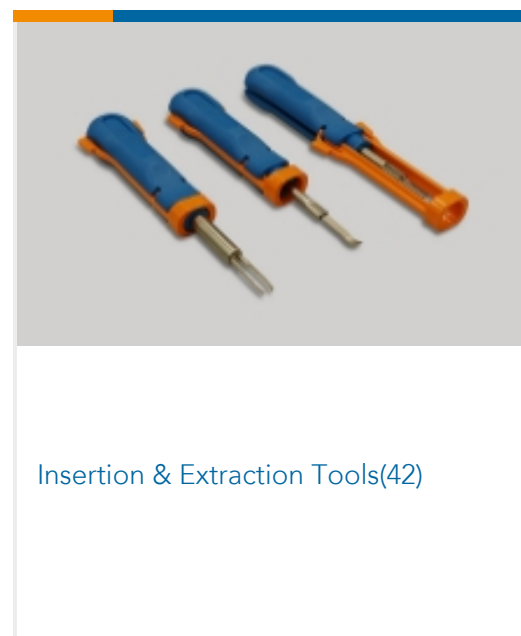

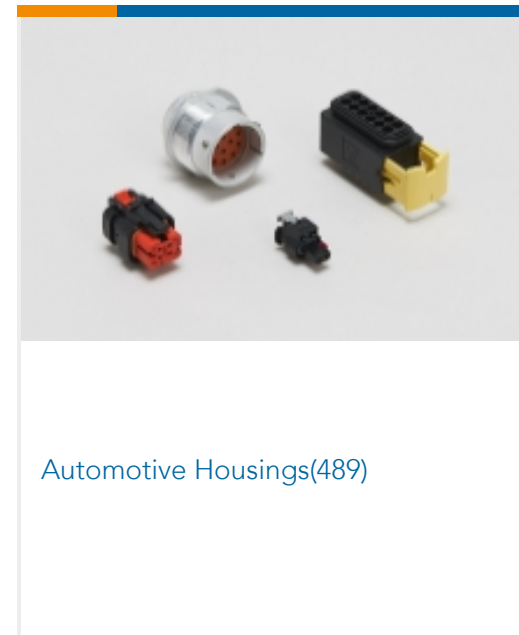
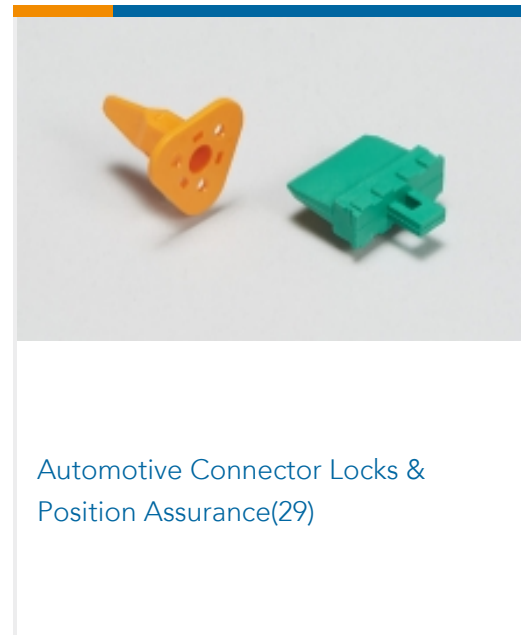
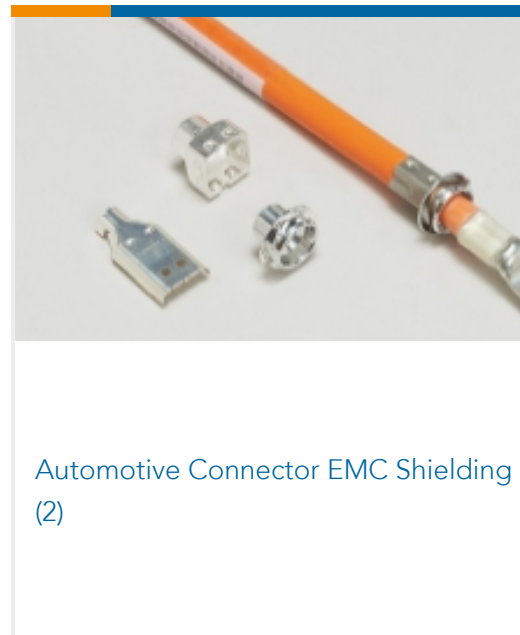
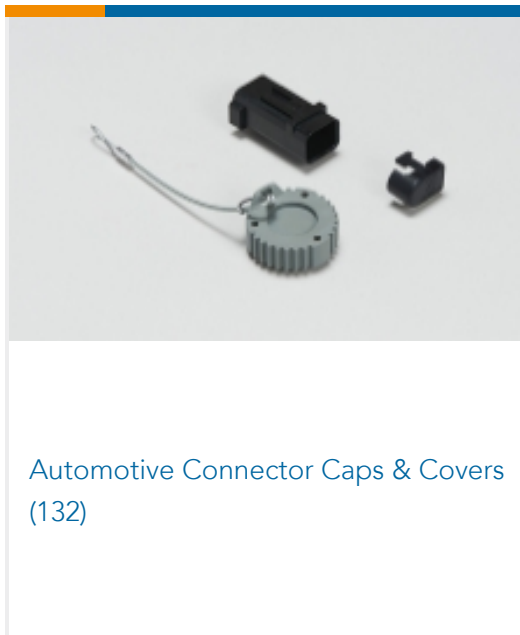
TE Part # 7-2151493-7  
OCEAN\_2.0\_SPARE\_PART\_KIT-055F0720



TE Part # 7-2151541-1  
OCEAN\_2.0\_APPLICATOR-S-050F0720



Also in the Series | **MQS**



Customers Also Bought







## Documents

### Product Drawings

#### MQS SOCKET CONTACT

English

---

### CAD Files

#### 3D PDF

3D

#### Customer View Model

[ENG\\_CVM\\_CVM\\_2005119-1\\_A\\_c-2005119-1-a.2d\\_dxf.zip](#)

English

#### Customer View Model

[ENG\\_CVM\\_CVM\\_2005119-1\\_A\\_c-2005119-1-a.3d\\_igs.zip](#)

English

#### Customer View Model

[ENG\\_CVM\\_CVM\\_2005119-1\\_A\\_c-2005119-1-a.3d\\_stp.zip](#)

English

By downloading the CAD file I accept and agree to the [Terms and Conditions](#) of use.

---

### Datasheets & Catalog Pages

#### Micro Quadlok Interconnection System (MQS)

English

---

### Product Specifications

#### Application spec for MQS

English

#### Product Specification

English