




Connectors > Rectangular Connectors > Rectangular Connector Accessories > Rectangular Connector Hardware



Hardware Type: **Strain Relief Clamp**

Connector System: **Wire-to-Wire**

Number of Positions: **20**

Sealable: **No**

Connector & Contact Terminates To: **Wire & Cable**

## Features

### Product Type Features

Strain Relief	With
Product Type	Hardware
Connector System	Wire-to-Wire
Sealable	No
Connector & Contact Terminates To	Wire & Cable

### Configuration Features

Number of Positions	20
---------------------	----

### Body Features

Material	Stainless Steel
Cable Exit Angle	180°, 90°
Strain Relief Type	Short

### Mechanical Attachment

Mounting Bracket Material	Stainless Steel
Mounting Hardware	U Bolt, Wire Guide, Protection Sleeve and



	Nut
Screw & Hole Thread Size	4-40
Hardware Type	Strain Relief Clamp
Connector Mounting Type	Cable Mount (Free-Hanging)

### Dimensions

Height	39.7 mm[1.563 in]
Length	30.16 mm[1.187 in]
Width	16.76 mm[.66 in]
Cable Opening Diameter	19.81 x 8.51 mm[.78 x .335 in]

### Usage Conditions

Operating Temperature Range	-55 – 150 °C[-67 – 302 °F]
-----------------------------	----------------------------

### Operation/Application

For Use With	20 Position Standard Connectors
Circuit Application	Power & Signal

### Packaging Features

Packaging Quantity	1
Packaging Method	Bag

### Other

Comment	Hardware supplied unassembled.
---------	--------------------------------

## Product Compliance


[For compliance documentation, visit the product page on TE.com>](#)

EU RoHS Directive 2011/65/EU	Compliant
EU ELV Directive 2000/53/EC	Compliant
China RoHS 2 Directive MIIT Order No 32, 2016	No Restricted Materials Above Threshold
EU REACH Regulation (EC) No. 1907/2006	Current ECHA Candidate List: JUNE 2022 (224) Candidate List Declared Against: JAN 2022 (223) SVHC > Threshold: Not Yet Reviewed
Halogen Content	Not Low Halogen - contains Br or Cl > 900 ppm.
Solder Process Capability	Not applicable for solder process capability

Product Compliance Disclaimer

This information is provided based on reasonable inquiry of our suppliers and represents our current actual knowledge based on the information they provided. This information is subject to change. The part numbers that TE has identified as EU RoHS compliant have a maximum concentration of 0.1% by weight in homogenous materials for lead, hexavalent chromium, mercury, PBB, PBDE, DBP, BBP, DEHP, DIBP, and 0.01% for cadmium, or qualify for an exemption to these limits as defined in the Annexes of Directive 2011/65/EU (RoHS2). Finished electrical and electronic equipment products will be CE marked as required by Directive 2011/65/EU. Components may not be CE marked. Additionally, the part numbers that TE has identified as EU ELV compliant have a maximum concentration of 0.1% by weight in homogenous materials for lead, hexavalent chromium, and mercury, and 0.01% for cadmium, or qualify for an exemption to these limits as defined in the Annexes of Directive 2000/53/EC (ELV). Regarding the REACH Regulation, the information TE provides on SVHC in articles for this part number is based on the latest European Chemicals Agency (ECHA) 'Guidance on requirements for substances in articles' posted at this URL: <https://echa.europa.eu/guidance-documents/guidance-on-reach>

Also in the Series | AMP M Series



Board-to-Board Jumpers & Shunts(7)




Rack & Panel Connectors(1)



Rectangular Connector Hardware(52)



Rectangular Power Connectors(69)



Standard Edge Connectors(2)

Customers Also Bought



TE Part #201389-1  
JACKSCREW-FEMALE -SPEC



TE Part #201388-1  
JACKSCREW-MALE-SPEC.



TE Part #201356-1  
20 POS. MALE



TE Part #7-2151032-7  
OCEAN\_2.0\_SPARE\_PART\_KIT-205D



## Documents

### Product Drawings

#### 20 PL. STRAIN RELIEF CLAMP

English

### CAD Files

#### Customer View Model

[ENG\\_CVM\\_201237-2\\_F1.3d\\_igs.zip](#)

English

#### Customer View Model

[ENG\\_CVM\\_201237-2\\_F1.3d\\_stp.zip](#)

English

#### Customer View Model

[ENG\\_CVM\\_201237-2\\_F1.2d\\_dxf.zip](#)

English

### 3D PDF

English

#### Customer View Model

[ENG\\_CVM\\_CVM\\_201237-2\\_G.3d\\_igs.zip](#)

English

#### Customer View Model

[ENG\\_CVM\\_CVM\\_201237-2\\_G.3d\\_stp.zip](#)

English

#### Customer View Model

[ENG\\_CVM\\_CVM\\_201237-2\\_G.2d\\_dxf.zip](#)

English

### 3D PDF

3D

By downloading the CAD file I accept and agree to the [Terms and Conditions](#) of use.

### Instruction Sheets

#### Instruction Sheet (U.S.)

Japanese

#### Instruction Sheet (U.S.)

English

#### AMP Strain Relief Clamp for 14, 20, & 26 Position Series "M" Connector



English