



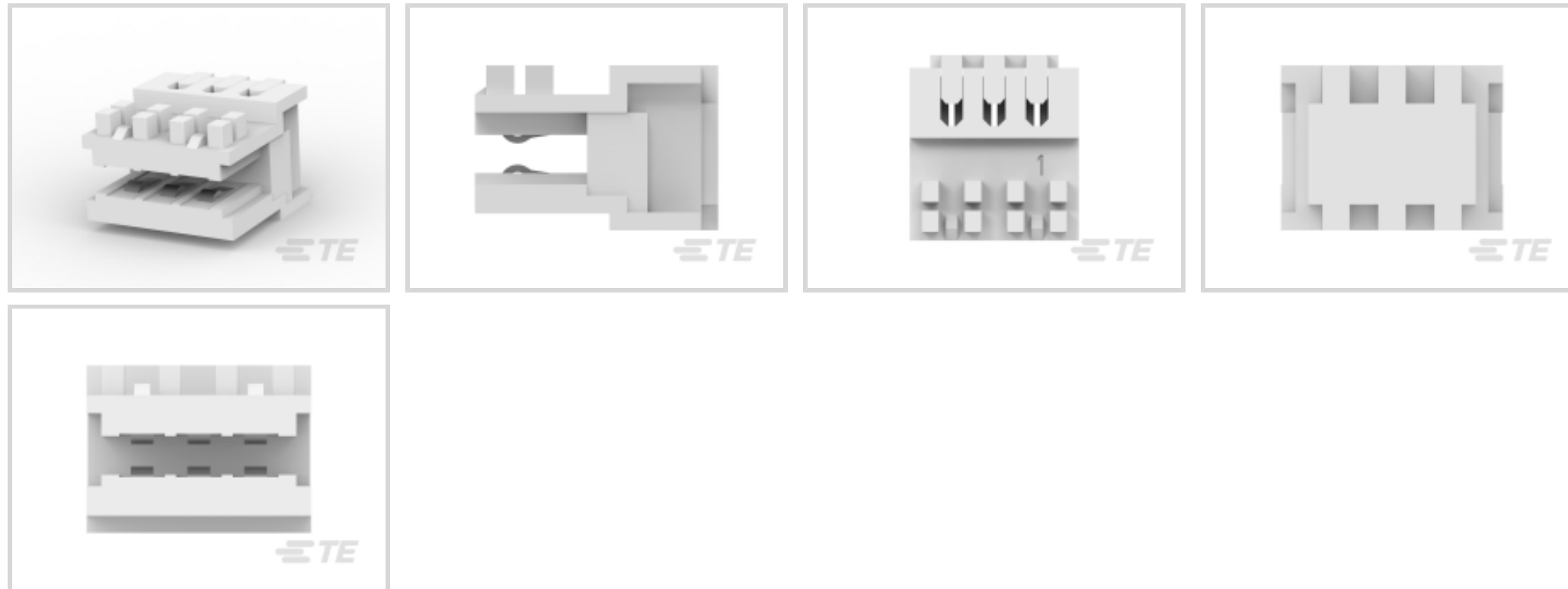
RAST

TE Internal #: 1-966194-3

Standard Edge Connectors, Wire-to-Board, 3 Position, .098 in [2.5 mm] Centerline, Insulation Displacement (IDC), 1 Row, Natural, PBTP, Fully Loaded

[View on TE.com >](#)

Connectors > PCB Connectors > Card Edge Connectors > Standard Edge Connectors



Connector System: **Wire-to-Board**

Number of Positions: **3**

Centerline (Pitch): **2.5 mm [.098 in]**

Termination Method to Wire & Cable: **Insulation Displacement (IDC)**

Number of Rows: **1**

Features

Product Type Features

Connector System	Wire-to-Board
Connector & Housing Type	Receptacle
Connector & Contact Terminates To	Printed Circuit Board

Configuration Features

Card Entry Style	Side
Number of Insulation Displacement Slots	3
Compatible With Wire & Cable Type	Discrete Wire
Number of Positions	3
Number of Rows	1
Connector Contact Load Condition	Fully Loaded
PCB Mount Orientation	Right Angle

Electrical Characteristics

Operating Voltage	63 V
-------------------	------

Contact Features



Contact Retention Within Housing	Without
Contact Type	Socket
Contact Mating Area Plating Material Thickness	5 – 12 μ m
Contact Mating Area Plating Material	Pre-Tin
Contact Base Material	Phosphor Bronze
Contact Current Rating (Max)	2 A

Termination Features

Termination Method to Wire & Cable	Insulation Displacement (IDC)
------------------------------------	-------------------------------

Mechanical Attachment

Mating Alignment Type	Keyed
Mating Retention	Without
Mating Alignment	With
PCB Mount Alignment	Without
Panel Mount Feature	Without
Connector Mounting Type	Cable Mount (Free-Hanging)

Housing Features

Housing Entry Configuration	Both Ends Open
Centerline (Pitch)	2.5 mm [.098 in]
Housing Color	Natural
Housing Material	PBTP

Dimensions

Card Slot Depth	5 mm [.2 in]
Connector Height	7.35 mm [.29 in]
PCB Thickness (Recommended)	1.5 mm [.059 in]
Accepts Wire Insulation Diameter Range	1.3 mm [.051 in]
Wire Size	.35 mm ²

Usage Conditions

Operating Temperature Range	-40 – 110 °C [-40 – 230 °F]
-----------------------------	-----------------------------

Operation/Application

Circuit Application	Signal
---------------------	--------

Packaging Features

Packaging Method	Carton
------------------	--------

Packaging Quantity	4480
--------------------	------

Product Compliance

[For compliance documentation, visit the product page on TE.com>](#)

EU RoHS Directive 2011/65/EU	Compliant
EU ELV Directive 2000/53/EC	Compliant
China RoHS 2 Directive MIIT Order No 32, 2016	No Restricted Materials Above Threshold
EU REACH Regulation (EC) No. 1907/2006	Current ECHA Candidate List: JUNE 2022 (224) Candidate List Declared Against: JUNE 2022 (224) Does not contain REACH SVHC
Halogen Content	Not Low Halogen - contains Br or Cl > 900 ppm.
Solder Process Capability	Not applicable for solder process capability

Product Compliance Disclaimer

This information is provided based on reasonable inquiry of our suppliers and represents our current actual knowledge based on the information they provided. This information is subject to change. The part numbers that TE has identified as EU RoHS compliant have a maximum concentration of 0.1% by weight in homogenous materials for lead, hexavalent chromium, mercury, PBB, PBDE, DBP, BBP, DEHP, DIBP, and 0.01% for cadmium, or qualify for an exemption to these limits as defined in the Annexes of Directive 2011/65/EU (RoHS2). Finished electrical and electronic equipment products will be CE marked as required by Directive 2011/65/EU. Components may not be CE marked. Additionally, the part numbers that TE has identified as EU ELV compliant have a maximum concentration of 0.1% by weight in homogenous materials for lead, hexavalent chromium, and mercury, and 0.01% for cadmium, or qualify for an exemption to these limits as defined in the Annexes of Directive 2000/53/EC (ELV). Regarding the REACH Regulation, the information TE provides on SVHC in articles for this part number is based on the latest European Chemicals Agency (ECHA) 'Guidance on requirements for substances in articles' posted at this URL: <https://echa.europa.eu/guidance-documents/guidance-on-reach>

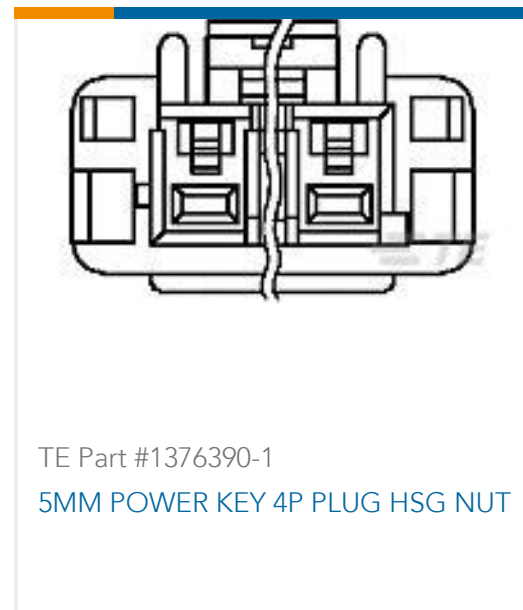
Compatible Parts

TE Part # 1-2403118-3
Same as 1-966194-3 w/ alternative resin

Customers Also Bought



TE Part #177898-2
POWER DBL LOCK PLUG 2P RED



TE Part #1376390-1
5MM POWER KEY 4P PLUG HSG NUT



TE Part #643415-1
04P UMNL HDR ASSY POL



TE Part #63677-1
312 FASTON REC 16-12 AWG TPBR




TE Part #176300-1
UNVI POWER CAP HSG 15P PNL MTG



TE Part #1-1903415-1
GHC 9.0 3POS HDR ASSY RED



TE Part #66259-4
MALE CONTACT ASSY. (L.P.)



TE Part #737021
FF 250 TAB HSG 4P NYLON CLEAR



TE Part #2232343-2
250 PL EX FLAG REC. 18-12AWG
PTBR FLAT

Documents

CAD Files

3D PDF

3D

Customer View Model

[ENG_CVM_CVM_1-966194-3_D.2d_dxf.zip](#)

English

Customer View Model

[ENG_CVM_CVM_1-966194-3_D.3d_igs.zip](#)

English

Customer View Model

[ENG_CVM_CVM_1-966194-3_D.3d_stp.zip](#)

English

Customer View Model

[ENG_CVM_1-966194-3_C1.2d_dxf.zip](#)

English

Customer View Model

[ENG_CVM_1-966194-3_C1.3d_igs.zip](#)

English



Customer View Model

[ENG_CVM_1-966194-3_C1.3d_stp.zip](#)

English

[3D PDF](#)

English

By downloading the CAD file I accept and agree to the [Terms and Conditions](#) of use.

Datasheets & Catalog Pages

[1654742_HOUSEHOLD_APPLIANCES_RAST5](#)

English

Product Specifications

[Application Specification](#)

English

Product Environmental Compliance

[Product Compliance](#)

English

[Product Compliance](#)

English

Agency Approvals

[Agency Approval Document](#)

English