

2-1418448-1 ✓ ACTIVE

AMP | Heavy Duty Sealed Connector Series

TE Internal #: 2-1418448-1

Housing for Female Terminals, Wire-to-Wire, 3 Position, .157 in [4 mm] Centerline, Sealable, Black, Signal, Heavy Duty Sealed Connector Series

[View on TE.com >](#)



Connectors > Automotive Connectors > Connector Housings > Heavy Duty Sealed Connector Series Housings



Connector & Housing Type: **Housing for Female Terminals**

Mating Tab Width: **1.6 mm [.063 in]**

Connector System: **Wire-to-Wire**

Number of Positions: **3**

Centerline (Pitch): **4 mm [.157 in]**

[All Heavy Duty Sealed Connector Series Housings \(190\)](#)

Features

Product Type Features

Connector & Housing Shape	Rectangular
Connector & Housing Type	Housing for Female Terminals
Connector System	Wire-to-Wire
Sealable	Yes
Hybrid Connector	No
Primary Locking Feature	On the Terminal

Configuration Features

Number of Positions	3
Number of Rows	1

Electrical Characteristics

Operating Voltage	60 VDC
Nominal Voltage Architecture	12 V, 24 V, 42 V, 60 V



Body Features

Cable Exit Angle	Other
Body Material	PBT GF
Primary Product Color	Black
Connector Code	B

Contact Features

Contact Size	1.5K
Contact Type	Receptacle
Mating Tab Width	1.6 mm[.063 in]
Contact Current Rating (Max)	20 A

Mechanical Attachment

Mounting Feature	Without
Terminal Position Assurance	No
Strain Relief	Without
Mating Alignment Type	Keyed
Mating Alignment	With
Connector Mounting Type	Cable Mount (Free-Hanging)

Housing Features

Centerline (Pitch)	4 mm[.157 in]
--------------------	---------------

Dimensions

Product Width	18.5 mm[.728 in]
Product Length	36 mm[1.417 in]
Product Height	30.75 mm[1.211 in]

Usage Conditions

Operating Temperature (Max)	70 °C, 80 °C, 85 °C, 90 °C, 100 °C, 105 °C, 110 °C, 120 °C, 125 °C, 130 °C, 140 °C[158 °F][167 °F][176 °F][185 °F][194 °F][212 °F][221 °F][230 °F][248 °F][257 °F][266 °F][284 °F]
Operating Temperature Range	-40 – 140 °C[-40 – 284 °F]

Operation/Application

Circuit Application	Signal
---------------------	--------

Industry Standards

Degree of Protection	IP67
----------------------	------



UL Flammability Rating	UL 94V-0
------------------------	----------

Packaging Features

Packaging Quantity	700
Packaging Method	Carton

Other

Serviceable	Yes
Connector Position Assurance Capable	No

Product Compliance

[For compliance documentation, visit the product page on TE.com>](#)

EU RoHS Directive 2011/65/EU	Compliant
EU ELV Directive 2000/53/EC	Compliant
China RoHS 2 Directive MIIT Order No 32, 2016	No Restricted Materials Above Threshold
EU REACH Regulation (EC) No. 1907/2006	Current ECHA Candidate List: JUNE 2022 (224) Candidate List Declared Against: JAN 2022 (223) SVHC > Threshold: Not Yet Reviewed
Halogen Content	Not Low Halogen - contains Br or Cl > 900 ppm.
Solder Process Capability	Not applicable for solder process capability

Product Compliance Disclaimer

This information is provided based on reasonable inquiry of our suppliers and represents our current actual knowledge based on the information they provided. This information is subject to change. The part numbers that TE has identified as EU RoHS compliant have a maximum concentration of 0.1% by weight in homogenous materials for lead, hexavalent chromium, mercury, PBB, PBDE, DBP, BBP, DEHP, DIBP, and 0.01% for cadmium, or qualify for an exemption to these limits as defined in the Annexes of Directive 2011/65/EU (RoHS2). Finished electrical and electronic equipment products will be CE marked as required by Directive 2011/65/EU. Components may not be CE marked. Additionally, the part numbers that TE has identified as EU ELV compliant have a maximum concentration of 0.1% by weight in homogenous materials for lead, hexavalent chromium, and mercury, and 0.01% for cadmium, or qualify for an exemption to these limits as defined in the Annexes of Directive 2000/53/EC (ELV). Regarding the REACH Regulation, the information TE provides on SVHC in articles for this part number is based on the latest European Chemicals Agency (ECHA) 'Guidance on requirements for substances in articles' posted at this URL: <https://echa.europa.eu/guidance-documents/guidance-on-reach>

Compatible Parts




TE Part # CAT-H3399-CH8172
Heavy Duty Sealed Connector Series Housings



TE Part # 2112299-1
PROTECTION CAP, FOR REC.HSG GR



TE Part # CAT-H3399-B128
Heavy Duty Sealed Connector Series Backshells



TE Part # 964972-1
EINZELLEITERDICHUNG



TE Part # CAT-AM705-T273
AMP MCP, RECEPTACLE AND TAB



TE Part # 1670365-2
COVER MIXED, 180, 2-3POS, NW4.5



TE Part # 2-1703843-2
3POS,TAB 1.6X0.6,TAB HSG,ASSY,



TE Part # 2278730-2
3P CAN CONNECTOR, RECEPTACLE




TE Part # 2-1670730-2
3POS,TAB 1.5X0.63 TAB HSG MID POS CLOSED

Also in the Series | **Heavy Duty Sealed Connector Series**




Automotive Connector Caps & Covers (25)



Automotive Housings(197)




Automotive Seals & Cavity Plugs(5)



Data Connectivity Headers(2)



Data Connectivity Housings(18)



Other Automotive Connector Accessories(22)

Customers Also Bought



Documents

Product Drawings

[3 POS AMP MCP1.5k REC. HSG COD](#)

English

CAD Files

Customer View Model

[ENG_CVM_CVM_2-1418448-1_J.2d_dxf.zip](#)

English

[3D PDF](#)

3D

Customer View Model

[ENG_CVM_CVM_2-1418448-1_J.3d_igs.zip](#)

English

Customer View Model

[ENG_CVM_CVM_2-1418448-1_J.3d_stp.zip](#)

English

By downloading the CAD file I accept and agree to the [Terms and Conditions](#) of use.

Datasheets & Catalog Pages

[HDSCS CAN Bus Y-Connector and 120 Resistor Brochure](#)

English

[HDSCS Catalog](#)

English

[ICT Terminals and Connectors Catalogue](#)

English

[CONNECTOR SELECTOR](#)

English

Product Specifications

[Application Specification](#)

English

Product Environmental Compliance

[Product Compliance](#)

English

[Product Compliance](#)

2-1418448-1

Housing for Female Terminals, Wire-to-Wire, 3 Position, .157 in [4 mm] Centerline,
Sealable, Black, Signal, Heavy Duty Sealed Connector Series



English