

2058943-1 ✓ ACTIVE

AMP | Mini-CT

TE Internal #: 2058943-1

Lighting Cable Assemblies, Mini-CT, Length .159 m [.521 ft], 70VAC

Voltage Rating, 70VDC Voltage Rating, MINI-CT Receptacle, 2

Position, Mini-CT

[View on TE.com >](#)



Cable Assemblies > Copper Cable Assemblies > Lighting Cable Assemblies



Product Line: **Mini-CT**

Wire Color (Base): **Red, Black**

Cable Assembly Length: **.159 m [.521 ft]**

Voltage Rating: **70 VDC**

## Features

### Product Type Features

Cable Assembly System	Wire-to-Board
Shielded	No
Wire/Cable Type	Discrete Wire
Product Type	Cable Assembly
Sealed	No
Strain Relief	Without
Applies To	Wire/Cable
Product Line	Mini-CT
Connector Type (End A)	MINI-CT Receptacle
Cable Assembly Type	MINI-CT Pigtail

### Configuration Features

Number of Rows	1
Preloaded	Yes
Keyed	No
Number of Positions	2

### Electrical Characteristics

Operating Voltage Reference	AC/DC
Operating Voltage	70 VAC, 70 VDC
Voltage Rating	70 VDC



### Body Features

Wire Color (Base)	Red, Black
-------------------	------------

### Contact Features

Contact Mating Area Plating Material	Pre-Tin
Contact Transmits (Typical)	Power
Contact Material (Socket)	Copper Alloy
Contact Current Rating	3 A
Contact Type	Socket
Accepts Contact Gender	Socket
Contact Termination Area Plating Material	Tin

### Termination Features

Termination Method to Wire & Cable	Crimp
------------------------------------	-------

### Mechanical Attachment

Mating Retention Type	Locking Latch
Mating Alignment	With
Mating Alignment Type	Polarization
Mating Retention	With

### Housing Features

Centerline	1.5 mm[.059 in]
Housing Material	Nylon
Housing Color	White

### Dimensions

Connector Profile Height	4.7 mm
Connector Length	6.9 mm
Overall Outside Cable Diameter	1.12 mm
Accepts Wire Insulation Diameter Range	.7 – 1.03 mm[.027 – .04 in]
Connector Width	9.11 mm
Wire Size	.205 mm <sup>2</sup>

### Usage Conditions

Operating Temperature Range	-40 – 105 °C[-40 – 221 °F]
-----------------------------	----------------------------

### Operation/Application

For Use With	Header: 2106091, Rec Contact 353907-
--------------	--------------------------------------



1,353918-1

### Industry Standards

Agency/Standard	CSA, UL
UL Flammability Rating	UL 94V-0
UL File Number	E28476
CSA File Number	LR 7189

### Packaging Features

Packaging Method	Bag/Box
------------------	---------

### Other

Cable Assembly Length	.159 m [.521 ft]
-----------------------	------------------

## Product Compliance

[For compliance documentation, visit the product page on TE.com>](#)

EU RoHS Directive 2011/65/EU	Compliant
EU ELV Directive 2000/53/EC	Compliant
China RoHS 2 Directive MIIT Order No 32, 2016	No Restricted Materials Above Threshold
EU REACH Regulation (EC) No. 1907/2006	Current ECHA Candidate List: JUNE 2022 (224) Candidate List Declared Against: JUNE 2022 (224) Does not contain REACH SVHC
Halogen Content	Not Low Halogen - contains Br or Cl > 900 ppm.
Solder Process Capability	Not applicable for solder process capability

#### Product Compliance Disclaimer

This information is provided based on reasonable inquiry of our suppliers and represents our current actual knowledge based on the information they provided. This information is subject to change. The part numbers that TE has identified as EU RoHS compliant have a maximum concentration of 0.1% by weight in homogenous materials for lead, hexavalent chromium, mercury, PBB, PBDE, DBP, BBP, DEHP, DIBP, and 0.01% for cadmium, or qualify for an exemption to these limits as defined in the Annexes of Directive 2011/65/EU (RoHS2). Finished electrical and electronic equipment products will be CE marked as required by Directive 2011/65/EU. Components may not be CE marked. Additionally, the part numbers that TE has identified as EU ELV compliant have a maximum concentration of 0.1% by weight in homogenous materials for lead, hexavalent chromium, and mercury, and 0.01% for cadmium, or qualify for an exemption to these limits as defined in the Annexes of Directive 2000/53/EC (ELV). Regarding the REACH Regulation, the information TE provides on SVHC in articles for this part number is based on the latest European Chemicals Agency (ECHA) 'Guidance on requirements for substances in articles' posted at this URL: <https://echa.europa.eu/guidance-documents/guidance-on-reach>

## Compatible Parts




TE Part # CAT-AM7053-H342  
MINI COMMON TERMINATION HEADERS




TE Part # 2106091-1  
2 pos Inverted Thru Board SMT Header



TE Part # 292207-2  
MINI CT SGL DIP V 2P NAT




TE Part # 292228-2  
1.5 MINI CT SGL H SMT W/O BOSS



TE Part # 1903108-1  
MINI CT CABLE ASSY 3P REC GOLD PLT.

### Also in the Series | Mini-CT



Lighting Cable Assemblies(2)




PCB Connector Mounting(10)



PCB Headers & Receptacles(9)



Rectangular Power Connectors(1)




Wire-to-Board Connector Contacts(1)

### Customers Also Bought



TE Part #292227-2  
1.5 MINI CT SGL H SMT W BOSS 2



TE Part #1658260-1  
RF BOARD TO BOARD ASSY, LOOSE




TE Part #2842142-4  
8P,2MM,BRK HDR,DRVT,SMD,0.1AU, TR W/CAP



TE Part #7-1123722-2  
3.96 EP PLUG HSG 2P(NATURAL)



TE Part #2118059-1  
WIMAX SINGLE BAND PCB Antenna



TE Part #2058943-2  
Cable Assembly Mini CT 3 pos.

## Documents

### Product Drawings

[Cable Assembly Mini CT 2 pos.](#)

English

### CAD Files

[3D PDF](#)

3D

[Customer View Model](#)

[ENG\\_CVM\\_CVM\\_2058943-1\\_E\\_c-2058943-1-e.2d\\_dxf.zip](#)

English

[Customer View Model](#)

[ENG\\_CVM\\_CVM\\_2058943-1\\_E\\_c-2058943-1-e.3d\\_igs.zip](#)

English

[Customer View Model](#)

[ENG\\_CVM\\_CVM\\_2058943-1\\_E\\_c-2058943-1-e.3d\\_stp.zip](#)

English

By downloading the CAD file I accept and agree to the [Terms and Conditions](#) of use.

### Datasheets & Catalog Pages

[INVERTED\\_SMT\\_THRU\\_BOARD\\_CONNECTOR](#)

English

### Product Specifications

[Application Specification](#)

English

### Product Environmental Compliance

[TE Material Declaration](#)

English

### Agency Approvals

[Agency Approval Document](#)

English