

1971845-2 ✓ ACTIVE

RAST | RAST 5 IDC Connectors

TE Internal #: 1971845-2

PCB Mount Header, Vertical, Wire-to-Board, 2 Position, .197 in [5 mm] Centerline, Fully Shrouded, Tin, Through Hole - Solder, RAST 5 IDC Connectors

[View on TE.com >](#)



Connectors > PCB Connectors > PCB Headers & Receptacles



Connector System: **Wire-to-Board**

Number of Positions: **2**

Number of Rows: **1**

Centerline (Pitch): **5 mm [.197 in]**

PCB Mount Orientation: **Vertical**

Features

Product Type Features

| | |
|-----------------------------------|-----------------------|
| Connector System | Wire-to-Board |
| Header Type | Fully Shrouded |
| Sealable | No |
| Connector & Contact Terminates To | Printed Circuit Board |
| PCB Connector Assembly Type | PCB Mount Header |

Configuration Features

| | |
|---------------------------------------|----------|
| Keying & Polarized Position Locations | 1C, 2D |
| Number of Positions | 2 |
| Number of Rows | 1 |
| PCB Mount Orientation | Vertical |

Electrical Characteristics

| | |
|-------------------|---------|
| Operating Voltage | 250 VAC |
|-------------------|---------|

Body Features

| | |
|-----------------------|---------|
| Primary Product Color | Natural |
|-----------------------|---------|



Contact Features

| | |
|---|---|
| PCB Contact Termination Area Plating Material Thickness | 3.8 μm [149.6 μin] |
| Mating Tab Width | 6.3 mm[.248 in] |
| Mating Tab Thickness | .8 mm[.032 in] |
| Contact Mating Area Plating Material Thickness | 3.8 μm [149.6 μin] |
| PCB Contact Termination Area Plating Material Finish | Matte |
| Contact Shape & Form | Square |
| Contact Mating Area Plating Material Finish | Matte |
| PCB Contact Termination Area Plating Material | Tin |
| Contact Base Material | Copper Alloy |
| Contact Mating Area Plating Material | Tin |
| Contact Type | Tab |
| Contact Current Rating (Max) | 16 A |

Termination Features

| | |
|---|-----------------------|
| Square Termination Post & Tail Dimension | .8 mm[.032 in] |
| Termination Post & Tail Length | 3.5 mm[.13 in] |
| Termination Method to Printed Circuit Board | Through Hole - Solder |

Mechanical Attachment

| | |
|--------------------------|----------------|
| PCB Mount Alignment Type | Locating Posts |
| Mating Alignment Type | Keyed |
| Mating Retention | With |
| Mating Retention Type | Latch |
| Connector Mounting Type | Board Mount |
| Mating Alignment | With |
| PCB Mount Alignment | With |
| PCB Mount Retention | Without |

Housing Features

| | |
|--------------------|---------------|
| Housing Material | Nylon |
| Centerline (Pitch) | 5 mm[.197 in] |

Dimensions

| | |
|------------------|-----------------|
| Connector Length | 17.3 mm[.68 in] |
| Connector Height | 12.8 mm[.5 in] |



| | |
|--------------------|------|
| Row-to-Row Spacing | 5 mm |
|--------------------|------|

Usage Conditions

| | |
|-----------------------------|----------------------------|
| Operating Temperature Range | -40 – 120 °C[-40 – 248 °F] |
|-----------------------------|----------------------------|

Operation/Application

| | |
|---------------------|-------|
| Circuit Application | Power |
|---------------------|-------|

Industry Standards

| | |
|------------------------|----------|
| UL Flammability Rating | UL 94V-0 |
|------------------------|----------|

Packaging Features

| | |
|--------------------|-----------|
| Packaging Quantity | 153 |
| Packaging Type | Box, Tube |

Product Compliance

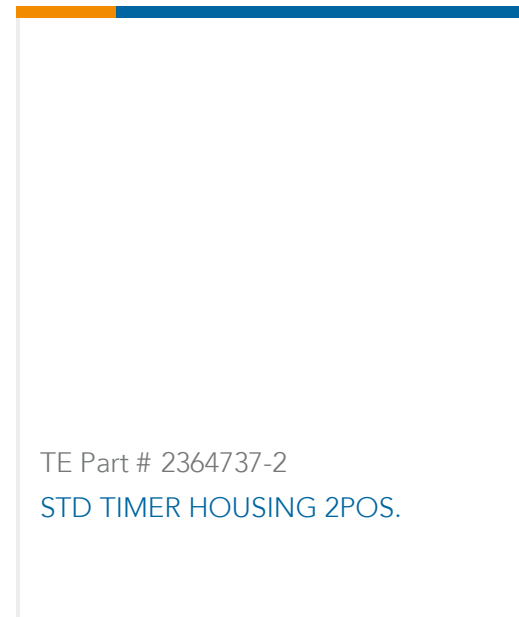
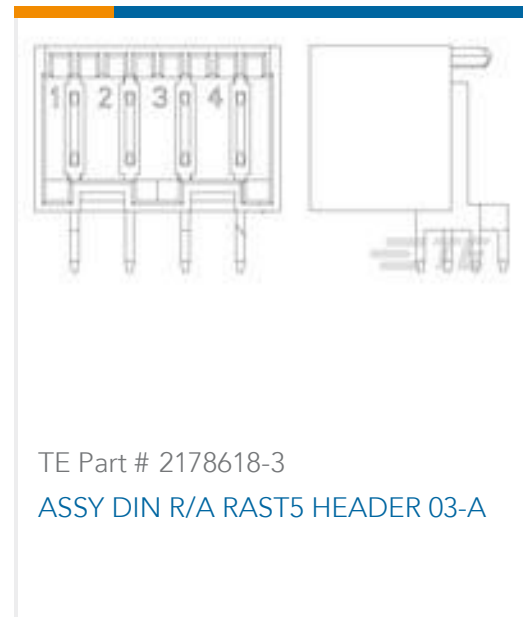

[For compliance documentation, visit the product page on TE.com>](#)

| | |
|---|--|
| EU RoHS Directive 2011/65/EU | Compliant |
| EU ELV Directive 2000/53/EC | Compliant |
| China RoHS 2 Directive MIIT Order No 32, 2016 | No Restricted Materials Above Threshold |
| EU REACH Regulation (EC) No. 1907/2006 | Current ECHA Candidate List: JUNE 2022 (224) Candidate List Declared Against: JAN 2022 (223) SVHC > Threshold: Not Yet Reviewed |
| Halogen Content | Not Low Halogen - contains Br or Cl > 900 ppm. |
| Solder Process Capability | Not reviewed for solder process capability |


Product Compliance Disclaimer

This information is provided based on reasonable inquiry of our suppliers and represents our current actual knowledge based on the information they provided. This information is subject to change. The part numbers that TE has identified as EU RoHS compliant have a maximum concentration of 0.1% by weight in homogenous materials for lead, hexavalent chromium, mercury, PBB, PBDE, DBP, BBP, DEHP, DIBP, and 0.01% for cadmium, or qualify for an exemption to these limits as defined in the Annexes of Directive 2011/65/EU (RoHS2). Finished electrical and electronic equipment products will be CE marked as required by Directive 2011/65/EU. Components may not be CE marked. Additionally, the part numbers that TE has identified as EU ELV compliant have a maximum concentration of 0.1% by weight in homogenous materials for lead, hexavalent chromium, and mercury, and 0.01% for cadmium, or qualify for an exemption to these limits as defined in the Annexes of Directive 2000/53/EC (ELV). Regarding the REACH Regulation, the information TE provides on SVHC in articles for this part number is based on the latest European Chemicals Agency (ECHA) 'Guidance on requirements for substances in articles' posted at this URL: <https://echa.europa.eu/guidance-documents/guidance-on-reach>

Compatible Parts




Also in the Series | **RAST 5 IDC Connectors**



Automotive Terminals(8)



Connector Contacts(12)



Crimp Terminal Housings(41)




Insertion & Extraction Tools(1)



PCB Headers & Receptacles(424)



Rectangular Connector Housings(1)



Standard Edge Connectors(47)



Standard Rectangular Connectors(112)




Wire-to-Board Connector Assemblies & Housings(213)



Wire-to-Board Connector Contacts(2)


Customers Also Bought



TE Part #1376384-1
5mm B-T-W Conn. 4P HDR ASSEMBL



TE Part #179847-1
POWER DBL LOCK TAB V ASSY 4P



TE Part #2232532-4
4P, PL RAST 5 Tab Header, TH,Vertical



TE Part #3-644893-5
05P CST100 SHRD HDR ASSY LF



TE Part #1-2292457-2
2P, RAST 5 HEADER, PL, SHROUDED



TE Part #2-2372858-2
2P, RAST5 P-LOCK HEADER ASSY, OPPOSITE



TE Part #2-2372858-4
4P, RAST5 P-LOCK HEADER ASSY, OPPOSITE



TE Part #2232532-2
2P, PL RAST 5 Tab Header, TH, Vertical

Documents



Product Drawings

[2P, RAST 5 Tab Header, THV](#)

English

CAD Files

[3D PDF](#)

3D

Customer View Model

[ENG_CVM_CVM_1971845-2_B_c-1971845-2-b.2d_dxf.zip](#)

English

Customer View Model

[ENG_CVM_CVM_1971845-2_B_c-1971845-2-b.3d_igs.zip](#)

English

Customer View Model

[ENG_CVM_CVM_1971845-2_B_c-1971845-2-b.3d_stp.zip](#)

English

By downloading the CAD file I accept and agree to the [Terms and Conditions](#) of use.

Datasheets & Catalog Pages

[7-1773465-5 RAST5.0 Flyer](#)

English

Product Specifications

[Product Specification](#)

English

Product Environmental Compliance

[MD_1971845-2_030620182315_dmtec](#)

English

[MD_1971845-2_030620182315_dmtec](#)

English

Agency Approvals

[VDE Certificate](#)

English