

4DB-P108-02 ✓ ACTIVE

Buchanan | Buchanan 4DB Series


TE Internal #: 2-1437667-4

Barrier Strips, Dual Barrier, Printed Circuit Pin, Wire-to-Board, 2 Position, 8.26 mm [.325 in] Centerline, 1 Row, 300 V / 150 V, Buchanan 4DB Series

[View on TE.com >](#)



Connectors > Terminal Blocks & Strips > Barrier Strips



Barrier Strip Style: **Dual Barrier**

Bottom Termination Type: **Printed Circuit Pin**

Connector System: **Wire-to-Board**

Number of Positions: **2**

Centerline (Pitch): **8.26 mm [.325 in]**

Features

Product Type Features

Product Type	Barrier Strip
Block Style	Flat
Connector System	Wire-to-Board
Connector & Contact Terminates To	Printed Circuit Board

Configuration Features

Number of Levels	1
Number of Positions	2
Number of Rows	1

Electrical Characteristics

Current Rating (Max)	10 A, 20 A
Voltage Rating	150 V, 300 V

Body Features

Color	Black
Barrier Strip Style	Dual Barrier

Contact Features

Terminal Material	Copper Alloy
Terminal Plating Finish	Bright
Terminal Plating Material	Tin
Contact Current Rating (Max)	10 A, 20 A

Termination Features

Bottom Termination Type	Printed Circuit Pin
-------------------------	---------------------

Mechanical Attachment

Mounting Angle	Vertical
Screw Head Type	Wire Clamp Combo Head
Top Termination Type	Wire Clamp Combo Head
Mounting Insert	Without
Screw Plating Material	Zinc Chromate
Screw Material	Steel
Mounting Options	None
Mounting Ears	Without
Screw Size	6-32
Connector Mounting Type	Board Mount

Housing Features

Housing Material	Thermoplastic Polyamide
Centerline (Pitch)	8.26 mm [.325 in]

Dimensions

Length	18.16 mm [.715 in]
Wire Size	.3 – 3 mm ²

Usage Conditions

Operating Temperature Range	-40 – 105 °C [-40 – 221 °F]
-----------------------------	-----------------------------

Operation/Application

Circuit Application	Power
---------------------	-------

Industry Standards

UL Flammability Rating	UL 94V-0
------------------------	----------

Packaging Features

--	--



Packaging Quantity	80
Packaging Method	Package

Other

Comment	Do not order screw and captive clamp in combination with other top hardware., Other options available upon request, consult our Product Information Center.
---------	---

Product Compliance


[For compliance documentation, visit the product page on TE.com>](#)

EU RoHS Directive 2011/65/EU	Compliant
EU ELV Directive 2000/53/EC	Compliant
China RoHS 2 Directive MIIT Order No 32, 2016	No Restricted Materials Above Threshold
EU REACH Regulation (EC) No. 1907/2006	Current ECHA Candidate List: JUNE 2022 (224) Candidate List Declared Against: JAN 2022 (223) SVHC > Threshold: Not Yet Reviewed
Halogen Content	Low Halogen - Br, Cl, F, I < 900 ppm per homogenous material. Also BFR/CFR/PVC Free
Solder Process Capability	Wave solder capable to 265°C


Product Compliance Disclaimer

This information is provided based on reasonable inquiry of our suppliers and represents our current actual knowledge based on the information they provided. This information is subject to change. The part numbers that TE has identified as EU RoHS compliant have a maximum concentration of 0.1% by weight in homogenous materials for lead, hexavalent chromium, mercury, PBB, PBDE, DBP, BBP, DEHP, DIBP, and 0.01% for cadmium, or qualify for an exemption to these limits as defined in the Annexes of Directive 2011/65/EU (RoHS2). Finished electrical and electronic equipment products will be CE marked as required by Directive 2011/65/EU. Components may not be CE marked. Additionally, the part numbers that TE has identified as EU ELV compliant have a maximum concentration of 0.1% by weight in homogenous materials for lead, hexavalent chromium, and mercury, and 0.01% for cadmium, or qualify for an exemption to these limits as defined in the Annexes of Directive 2000/53/EC (ELV). Regarding the REACH Regulation, the information TE provides on SVHC in articles for this part number is based on the latest European Chemicals Agency (ECHA) 'Guidance on requirements for substances in articles' posted at this URL: <https://echa.europa.eu/guidance-documents/guidance-on-reach>


Compatible Parts



Also in the Series | Buchanan 4DB Series



Customers Also Bought



Documents

Product Drawings

[4DB-P108-02=4DB ASSEMBLY](#)

English

CAD Files

Customer View Model

[ENG_CVM_2-1437667-4_N.3d_igs.zip](#)

English

3D PDF

English

Customer View Model

[ENG_CVM_2-1437667-4_N.2d_dxf.zip](#)

English

Customer View Model

[ENG_CVM_2-1437667-4_N.3d_stp.zip](#)

English

Customer View Model

[ENG_CVM_CVM_2-1437667-4_M.3d_igs.zip](#)

English

Customer View Model

[ENG_CVM_CVM_2-1437667-4_M.3d_stp.zip](#)

English

Customer View Model

[ENG_CVM_CVM_2-1437667-4_M.2d_dxf.zip](#)

English

3D PDF

3D

By downloading the CAD file I accept and agree to the [Terms and Conditions](#) of use.

Datasheets & Catalog Pages

[BUCHANAN TERMINAL BLOCKS CATALOG - BARRIER STRIPS](#)

English

[1-1773458-2_BARRIER_STRIPS_QUICK_REFERENCE_GUIDE](#)

English

Product Environmental Compliance

[MD_2-1437667-4_09262013340_dmtec](#)

English

[MD_2-1437667-4_09262013340_dmtec](#)

English