

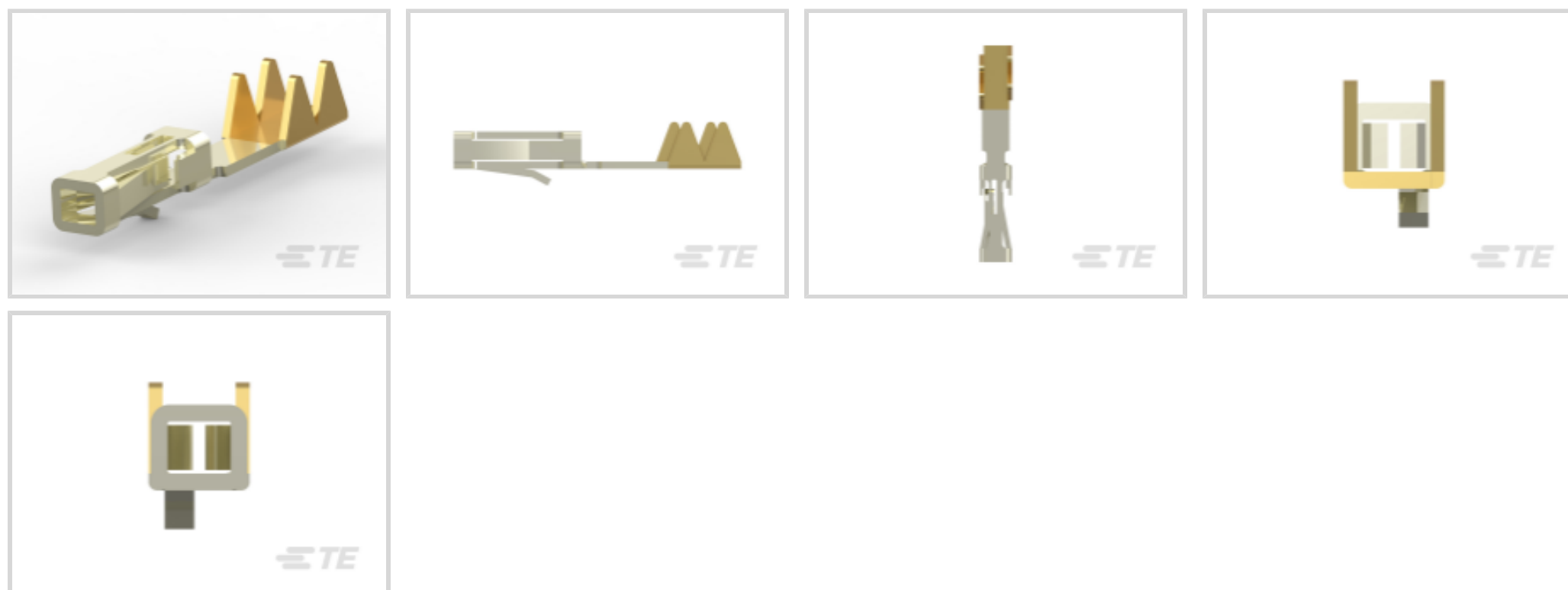


TE Internal #: 2-487406-3
 FFC Contacts, Cable-to-Cable, 2.54 mm [.1 in] Centerline, FFC,
 Socket, Gold Flash/Palladium Nickel or Gold/Nickel, Reel,
 Insulation Displacement (IDC)

[View on TE.com >](#)

Connectors > PCB Connectors > Wire-to-Board Connectors > FFC, FPC & Ribbon Connectors > FFC Contacts >

2.54mm FFC Connectors Socket Contacts



Connector System: **Cable-to-Cable**

Centerline (Pitch): **2.54 mm [.1 in]**

Compatible With Wire & Cable Type: **FFC**

Contact Type: **Socket**

Contact Mating Area Plating Material: **Gold Flash/Palladium Nickel or Gold/Nickel**

[All 2.54mm FFC Connectors Socket Contacts \(35\)](#)

Features

Product Type Features

Connector System	Cable-to-Cable
Sealable	No
Connector & Contact Terminates To	Wire & Cable

Configuration Features

Compatible With Wire & Cable Type	FFC
-----------------------------------	-----

Contact Features

	30 μ m
PCB Contact Termination Area Plating Material	Gold Flash
Contact Base Material	Phosphor Bronze
Contact Type	Socket
Contact Mating Area Plating Material	Gold Flash/Palladium Nickel or Gold/Nickel
Contact Current Rating (Max)	2 A

Termination Features

Termination Method to Wire & Cable	Insulation Displacement (IDC)
------------------------------------	-------------------------------

Mechanical Attachment

Connector Mounting Type	Cable Mount (Free-Hanging)
-------------------------	----------------------------

Housing Features

Centerline (Pitch)	2.54 mm [.1 in]
--------------------	-----------------

Dimensions

Accepts Conductor Width	1.27 mm [.05 in]
-------------------------	------------------

Usage Conditions

Operating Temperature Range	-65 – 105 °C [-85 – 221 °F]
-----------------------------	-----------------------------

Operation/Application

Circuit Application	Signal
---------------------	--------

Packaging Features

Packaging Method	Reel
------------------	------

Product Compliance

[For compliance documentation, visit the product page on TE.com>](#)

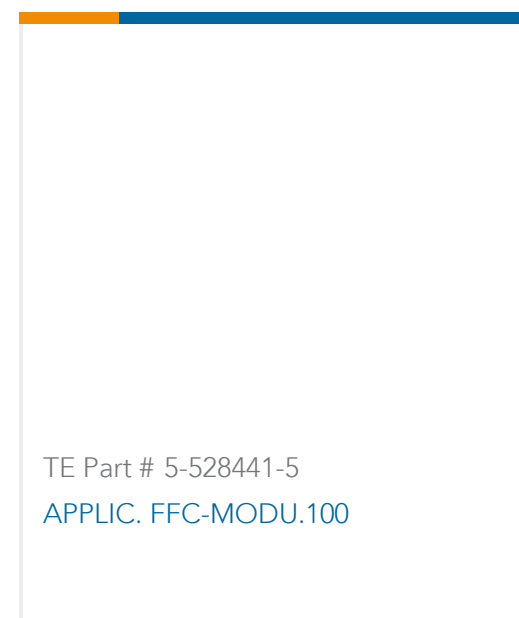
EU RoHS Directive 2011/65/EU	Compliant
EU ELV Directive 2000/53/EC	Compliant
China RoHS 2 Directive MIIT Order No 32, 2016	No Restricted Materials Above Threshold
EU REACH Regulation (EC) No. 1907/2006	Current ECHA Candidate List: JUNE 2022 (224) Candidate List Declared Against: JAN 2022 (223) SVHC > Threshold: Not Yet Reviewed
Halogen Content	Low Halogen - Br, Cl, F, I < 900 ppm per homogenous material. Also BFR/CFR/PVC Free
Solder Process Capability	Not applicable for solder process capability

Product Compliance Disclaimer

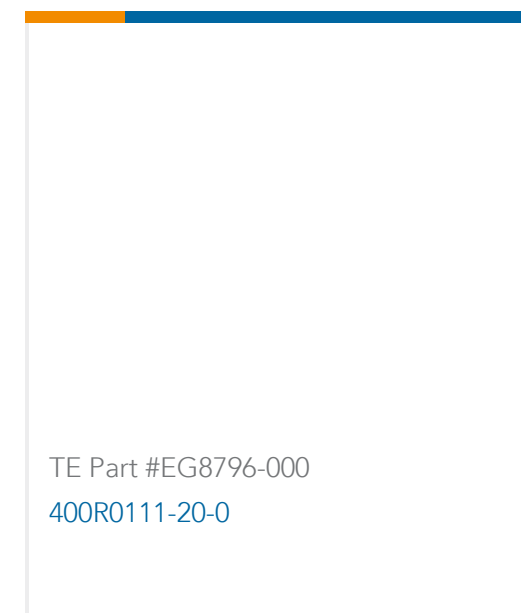
This information is provided based on reasonable inquiry of our suppliers and represents our current actual knowledge based on the information they provided. This information is subject to change. The part numbers that TE has identified as EU RoHS compliant have a maximum concentration of 0.1% by weight in homogenous materials for lead, hexavalent chromium, mercury, PBB, PBDE, DBP, BBP, DEHP, DIBP, and 0.01% for cadmium, or qualify for an exemption to these limits as defined in the Annexes of Directive 2011/65/EU (RoHS2). Finished electrical and electronic equipment products will be CE marked as required by Directive 2011/65/EU. Components may not be CE marked. Additionally, the part

numbers that TE has identified as EU ELV compliant have a maximum concentration of 0.1% by weight in homogenous materials for lead, hexavalent chromium, and mercury, and 0.01% for cadmium, or qualify for an exemption to these limits as defined in the Annexes of Directive 2000/53/EC (ELV). Regarding the REACH Regulation, the information TE provides on SVHC in articles for this part number is based on the latest European Chemicals Agency (ECHA) 'Guidance on requirements for substances in articles' posted at this URL: <https://echa.europa.eu/guidance-documents/guidance-on-reach>

Compatible Parts



Customers Also Bought



Documents

Product Drawings

[FFC,RCPT CONTACT,STD PRESSURE](#)

English

CAD Files

[Customer View Model](#)

[ENG_CVM_CVM_2-487406-3_AV.2d_dxf.zip](#)

English

[3D PDF](#)

[3D](#)



Customer View Model

[ENG_CVM_CVM_2-487406-3_AV.3d_igs.zip](#)

English

Customer View Model

[ENG_CVM_CVM_2-487406-3_AV.3d_stp.zip](#)

English

By downloading the CAD file I accept and agree to the [Terms and Conditions](#) of use.

Product Specifications

[Application Specification](#)

English

Product Environmental Compliance

[MD_2-487406-3_10052017229_dmtec](#)

English

[MD_2-487406-3_10052017229_dmtec](#)

English

Instruction Sheets

[Instruction Sheet \(U.S.\)](#)

English

[Extraction Tools](#)

English