



Connectors > Rectangular Connectors > Rectangular Connector Accessories > Rectangular Connector Hardware



Hardware Type: **Shield Kit**

Connector System: **Wire-to-Wire**

Number of Positions: **12, 28, 75**

Sealable: **No**

Connector & Contact Terminates To: **Wire & Cable**

Features

Product Type Features

Strain Relief	Without
Product Type	Hardware
Connector System	Wire-to-Wire
Sealable	No
Connector & Contact Terminates To	Wire & Cable

Configuration Features

Number of Positions	12, 28, 75
---------------------	------------

Body Features

Material	Carbon Steel
Cable Exit Angle	180°
Strain Relief Type	Short

Mechanical Attachment

Mounting Hardware	Screws and Clamps
Screw & Hole Thread Size	4-40



Hardware Type	Shield Kit
---------------	------------

Connector Mounting Type	Cable Mount (Free-Hanging)
-------------------------	----------------------------

Dimensions

Height	69.27 mm[2.727 in]
--------	--------------------

Length	67.44 mm[2.655 in]
--------	--------------------

Width	30.35 mm[1.195 in]
-------	--------------------

Accepts Cable Diameter (Max)	25.4 mm[1 in]
------------------------------	---------------

Usage Conditions

Operating Temperature Range	-55 – 150 °C[-67 – 302 °F]
-----------------------------	----------------------------

Operation/Application

For Use With	12 Position High Current Connectors, 28 Position High Voltage Connectors, 75-Position Standard Connectors
--------------	---

Circuit Application	Power & Signal
---------------------	----------------

Packaging Features

Packaging Quantity	1
--------------------	---

Packaging Method	Bag
------------------	-----

Product Compliance

[For compliance documentation, visit the product page on TE.com>](#)

EU RoHS Directive 2011/65/EU	Compliant
------------------------------	-----------

EU ELV Directive 2000/53/EC	Compliant
-----------------------------	-----------

China RoHS 2 Directive MIIT Order No 32, 2016	No Restricted Materials Above Threshold
---	---

EU REACH Regulation (EC) No. 1907/2006	Current ECHA Candidate List: JUNE 2022 (224) Candidate List Declared Against: JAN 2021 (211) SVHC > Threshold: Not Yet Reviewed
--	--

Halogen Content	Low Halogen - Br, Cl, F, I < 900 ppm per homogenous material. Also BFR/CFR/PVC Free
-----------------	---

Solder Process Capability	Not applicable for solder process capability
---------------------------	--

Product Compliance Disclaimer

This information is provided based on reasonable inquiry of our suppliers and represents our current actual knowledge based on the information they provided. This information is subject to change. The part numbers that TE has identified as

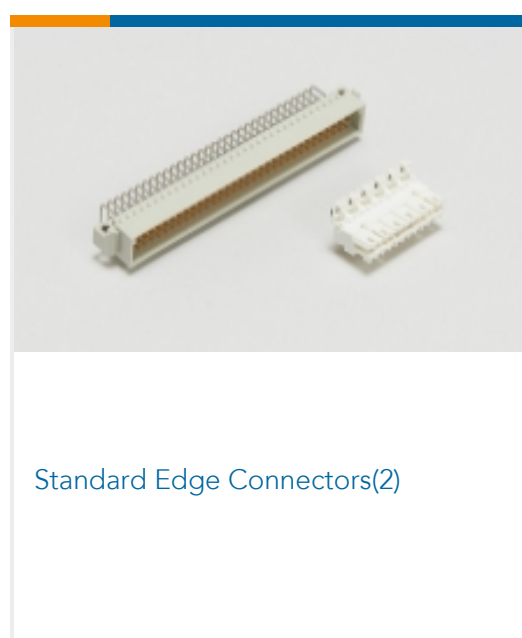
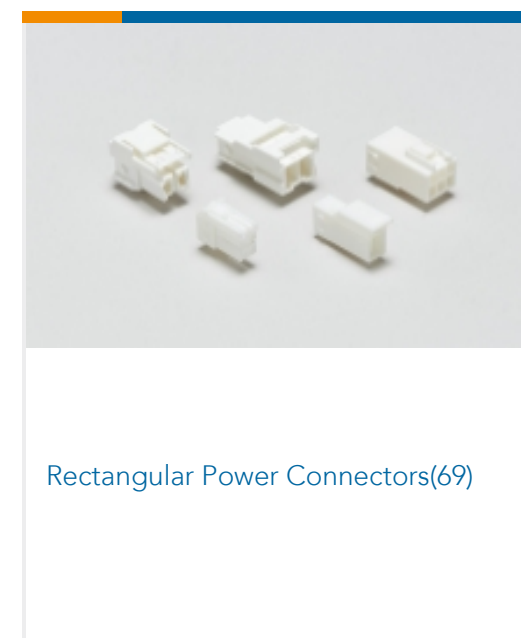
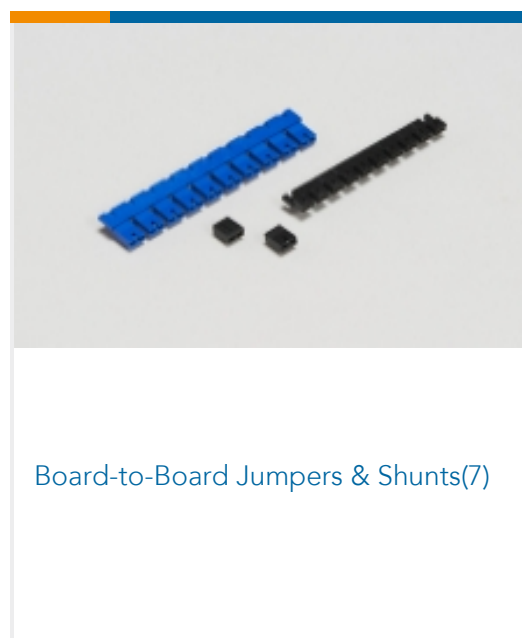


EU RoHS compliant have a maximum concentration of 0.1% by weight in homogenous materials for lead, hexavalent chromium, mercury, PBB, PBDE, DBP, BBP, DEHP, DIBP, and 0.01% for cadmium, or qualify for an exemption to these limits as defined in the Annexes of Directive 2011/65/EU (RoHS2). Finished electrical and electronic equipment products will be CE marked as required by Directive 2011/65/EU. Components may not be CE marked. Additionally, the part numbers that TE has identified as EU ELV compliant have a maximum concentration of 0.1% by weight in homogenous materials for lead, hexavalent chromium, and mercury, and 0.01% for cadmium, or qualify for an exemption to these limits as defined in the Annexes of Directive 2000/53/EC (ELV). Regarding the REACH Regulation, the information TE provides on SVHC in articles for this part number is based on the latest European Chemicals Agency (ECHA) 'Guidance on requirements for substances in articles' posted at this URL: <https://echa.europa.eu/guidance-documents/guidance-on-reach>

Compatible Parts



Also in the Series | AMP M Series



Customers Also Bought



Documents

Product Drawings

SERIES M 75 POS, 2 PC. SHIELD

English

CAD Files

Customer View Model

[ENG_CVM_202713-1_J1.3d_igs.zip](#)

English

Customer View Model

[ENG_CVM_202713-1_J1.3d_stp.zip](#)

English

Customer View Model

[ENG_CVM_202713-1_J1.2d_dxf.zip](#)

English

3D PDF

English

Customer View Model

[ENG_CVM_CVM_202713-1_G.3d_igs.zip](#)

English

Customer View Model

[ENG_CVM_CVM_202713-1_G.3d_stp.zip](#)

English

Customer View Model

[ENG_CVM_CVM_202713-1_G.2d_dxf.zip](#)

English

3D PDF

3D



By downloading the CAD file I accept and agree to the [Terms and Conditions](#) of use.

Datasheets & Catalog Pages

[M_SERIES_PIN_AND_SOCKET_CONNECTORS](#)

English

Product Specifications

[Hardware of AMP Insert Connector](#)

English

English

Instruction Sheets

[Instruction Sheet \(U.S.\)](#)

English

[SHIELD & CABLE CLAMPS FOR AMP 75 POSITION SERIES "M" CONNECTORS](#)

English

Agency Approvals

[Agency Approval Document](#)

English