

177916-1 ✓ ACTIVE



Power Double Lock

TE Internal #: 177916-1


Power Contacts, Contact, 300 VAC / 50 VAC, Pre-Tin, 26 – 22 AWG

Wire Size, .14 – .34 mm² Wire Size, Wire-to-Wire, Wire & Cable,

Power Double Lock

[View on TE.com >](#)

Connectors > Power Connectors > Power Contacts > Power Double Lock Tab



Power Contact Type: **Contact**

Operating Voltage: **50 VAC, 300 VAC**

Contact Mating Area Plating Material: **Pre-Tin**

Wire Size: **.14 – .34 mm²**

[All Power Double Lock Tab \(4\)](#)

Features

Product Type Features

Power Contact Type	Contact
Connector System	Wire-to-Wire
Connector & Contact Terminates To	Wire & Cable

Electrical Characteristics

Operating Voltage	50 VAC, 300 VAC
-------------------	-----------------

Contact Features

Contact Mating Area Plating Material	Pre-Tin
Contact Current Rating (Max)	14 A
Contact Type	Tab
Contact Retention Within Housing	With
Mating Tab Width	1.5 mm[.06 in]
Mating Tab Thickness	.5 mm[.02 in]
Contact Base Material	Copper Alloy



Contact Mating Area Plating Material Thickness	.8 μm[31.49 μin]
Wire Contact Termination Area Plating Thickness	.8 μm[31.49 μin]
Wire Contact Termination Area Plating Material	Pre-Tin
Wire Contact Termination Area Plating Material Finish	Matte
Contact Orientation	Straight

Termination Features

Termination Method to Wire & Cable	Crimp
------------------------------------	-------

Mechanical Attachment

Contact Retention Type Within Housing	Locking Lance
Connector Mounting Type	Cable Mount (Free-Hanging)
Wire Insulation Support	With

Dimensions

Wire Size	.14 – .34 mm ²
Accepts Wire Insulation Diameter Range	1.3 – 2 mm[.051 – .079 in]

Usage Conditions

Operating Temperature Range	-30 – 105 °C[-22 – 221 °F]
-----------------------------	----------------------------

Operation/Application

Circuit Application	Power
---------------------	-------

Industry Standards

Glow Wire Rating	Standard Part - Not Glow Wire
------------------	-------------------------------

Packaging Features

Packaging Method	Reel
Packaging Quantity	5000

Other

Wire/Cable Type	Discrete Wire
Wire Type	Stranded
For Use With	Cap Housing

Product Compliance

For compliance documentation, visit the product page on [TE.com](https://www.te.com)>

EU RoHS Directive 2011/65/EU	Compliant
EU ELV Directive 2000/53/EC	Compliant



China RoHS 2 Directive MIIT Order No 32, 2016	No Restricted Materials Above Threshold
EU REACH Regulation (EC) No. 1907/2006	Current ECHA Candidate List: JUNE 2022 (224) Candidate List Declared Against: JAN 2022 (223) SVHC > Threshold: Not Yet Reviewed
Halogen Content	Low Halogen - Br, Cl, F, I < 900 ppm per homogenous material. Also BFR/CFR/PVC Free
Solder Process Capability	Not applicable for solder process capability

Product Compliance Disclaimer

This information is provided based on reasonable inquiry of our suppliers and represents our current actual knowledge based on the information they provided. This information is subject to change. The part numbers that TE has identified as EU RoHS compliant have a maximum concentration of 0.1% by weight in homogenous materials for lead, hexavalent chromium, mercury, PBB, PBDE, DBP, BBP, DEHP, DIBP, and 0.01% for cadmium, or qualify for an exemption to these limits as defined in the Annexes of Directive 2011/65/EU (RoHS2). Finished electrical and electronic equipment products will be CE marked as required by Directive 2011/65/EU. Components may not be CE marked. Additionally, the part numbers that TE has identified as EU ELV compliant have a maximum concentration of 0.1% by weight in homogenous materials for lead, hexavalent chromium, and mercury, and 0.01% for cadmium, or qualify for an exemption to these limits as defined in the Annexes of Directive 2000/53/EC (ELV). Regarding the REACH Regulation, the information TE provides on SVHC in articles for this part number is based on the latest European Chemicals Agency (ECHA) 'Guidance on requirements for substances in articles' posted at this URL: <https://echa.europa.eu/guidance-documents/guidance-on-reach>

Compatible Parts

 <p>TE Part # CAT-P87024-C1701 STD Temp Power Double Lock Cap</p>	 <p>TE Part # 177907-1 POWER DBL LOCK CAP P/M 3P</p>	 <p>TE Part # 177906-1 POWER DBL LOCK CAP HSG P/M 2P</p>	 <p>TE Part # 179463-2 DBL LOCK CAP F/H 2P RED</p>
 <p>TE Part # 179464-1 POWER DBL LOCK CAP HSG F/H 3P</p>	 <p>TE Part # 179466-1 AMP POWER DBL LOCK CAP HSG 6P</p>	 <p>TE Part # 316769-1 POWER D/LOCK CAP HSG 1P NATURA</p>	 <p>TE Part # 179463-1 POWER DBL LOCK CAP HSG F/H 2P</p>



TE Part # 1-179466-5
AMP POWER DBL LOCK CAP HSG 6P
Black



TE Part # 1903720-1
PDL 3.96MM PITCH CAP HSG 12P(F)



TE Part # 2305570-1
TERMINAL CUTTER, SIDE FEED



TE Part # CAT-P87024-P729A
Glow Wire Power Double Lock Plug



TE Part # CAT-P87024-C1701A
Glow Wire Power Double Lock Cap



TE Part # 2005249-9
PDL 2P CAP 3.96 P/M(GWT) BLK




TE Part # 368588-6
PDL 6P CAP 3.96 D/R P/M(GWT) B



TE Part # CAT-P87024-P729
STD Temp Power Double Lock Plug




TE Part # 91567-1
CCII POWER DBL LOCK S REC TAB
26-22 ASSY



TE Part # 179463-4
AMP POWER DBL LOCK HSG 2P




TE Part # 179464-2
DBL LOCK CAP F/H 3P RED




TE Part # 177906-2
POWER DBL LOCK CAP P/M 2P RED


Also in the Series | Power Double Lock




Connector Contacts(1)



Insertion & Extraction Tools(2)



Power Contacts(23)



Rectangular Connector Locking(14)



Rectangular Power Connectors(284)

Customers Also Bought



TE Part #177912-1
POWER D/LOCK CAP HSG 10P NATU.



TE Part #177898-1
STD Temp Power Double Lock Plug



TE Part #177914-2
AMP POWER DBL LOCK REC (S)



TE Part #179466-1
AMP POWER DBL LOCK CAP HSG 6P



TE Part #5-177898-1
POWER DBL LOCK PLUG HSG 2P (GWT)



TE Part #5-179463-1
POWER DBL LOCK CAP HSG F/H 2P (GWT)



TE Part #5-179464-1
POWER DBL LOCK CAP HSG F/H 3P (GWT)



TE Part #2-1743216-1
GAS VALVE 2P HSG GWT



TE Part #2-1743217-1
GAS VALVE 3P HSG GWT

Documents

Product Drawings

[AMP POWER DBL LOCK TAB \(S\)](#)

English

CAD Files

Customer View Model

[ENG_CVM_CVM_177916-1_H.2d_dxf.zip](#)

English

3D PDF

3D

Customer View Model

[ENG_CVM_CVM_177916-1_H.3d_igs.zip](#)

English

Customer View Model

[ENG_CVM_CVM_177916-1_H.3d_stp.zip](#)

English

By downloading the CAD file I accept and agree to the [Terms and Conditions](#) of use.

Datasheets & Catalog Pages



[SOFT_SHELL_PIN_AND_SOCKET_CONNECTORS_CATALOG](#)

English

[1773458-5_POWER_DBL_LOCK_\(PDL\)_CONNECTORS](#)

English

Product Specifications

[Engineering Report](#)

English

[Engineering Report](#)

English

Product Environmental Compliance

[MD_177916-1_09202018639_dmtec](#)

English

[MD_177916-1_09202018639_dmtec](#)

English

Instruction Sheets

[Instruction Sheet \(non U.S.\)](#)

English

[AMP POWER DOUBLELOCK CONNECTOR SERIES](#)

English

Agency Approvals

[UL Report](#)

English