



Connectors > PCB Connectors > PCB Headers & Receptacles > Header Assembly: Wire-to-Board, 15A, gold or tin plated



Connector System: **Wire-to-Board**
Number of Positions: **6**
Number of Rows: **2**
Centerline (Pitch): **3.81 mm [.15 in]**
PCB Mount Orientation: **Horizontal**

[All Header Assembly: Wire-to-Board, 15A, gold or tin plated \(120\)](#)

Features

Product Type Features

| | |
|-----------------------------------|-----------------------|
| Connector System | Wire-to-Board |
| Header Type | Fully Shrouded |
| Sealable | No |
| Connector & Contact Terminates To | Printed Circuit Board |
| PCB Connector Assembly Type | PCB Mount Header |

Configuration Features

| | |
|-----------------------|------------|
| Number of Positions | 6 |
| Number of Rows | 2 |
| PCB Mount Orientation | Horizontal |

Body Features

| | |
|-----------------------|-------|
| Primary Product Color | Black |
|-----------------------|-------|

Contact Features

| | |
|--|--|
| | |
|--|--|



| | |
|--|----------------|
| Contact Mating Area Plating Material Thickness | .76 µm[30 µin] |
| Contact Mating Area Plating Material | Gold |
| Contact Type | Pin |
| Contact Current Rating (Max) | 9.5 A |

Termination Features

| | |
|---|-----------------------|
| Termination Method to Printed Circuit Board | Through Hole - Solder |
|---|-----------------------|

Mechanical Attachment

| | |
|--------------------------|---------------|
| Mating Alignment Type | Keyed |
| Mating Retention | With |
| PCB Mount Retention Type | Retention Leg |
| Connector Mounting Type | Board Mount |
| Mating Alignment | With |
| PCB Mount Alignment | Without |
| PCB Mount Retention | With |

Housing Features

| | |
|--------------------|-----------------|
| Housing Material | Polyester GF |
| Centerline (Pitch) | 3.81 mm[.15 in] |

Usage Conditions

| | |
|-----------------------------|----------------------------|
| Operating Temperature Range | -55 – 105 °C[-67 – 221 °F] |
|-----------------------------|----------------------------|

Operation/Application

| | |
|---------------------|----------------|
| Circuit Application | Power & Signal |
|---------------------|----------------|

Industry Standards

| | |
|------------------------|----------|
| UL Flammability Rating | UL 94V-0 |
|------------------------|----------|

Packaging Features

| | |
|----------------|-----------|
| Packaging Type | Box, Tube |
|----------------|-----------|

Product Compliance

For compliance documentation, visit the product page on TE.com>

| | |
|---|---|
| EU RoHS Directive 2011/65/EU | Compliant |
| EU ELV Directive 2000/53/EC | Compliant |
| China RoHS 2 Directive MIIT Order No 32, 2016 | No Restricted Materials Above Threshold |
| EU REACH Regulation (EC) No. 1907/2006 | |



Current ECHA Candidate List: JUNE 2022
(224)
Candidate List Declared Against: JAN 2022
(223)
SVHC > Threshold:
Not Yet Reviewed

| | |
|---------------------------|--|
| Halogen Content | Not Low Halogen - contains Br or Cl > 900 ppm. |
| Solder Process Capability | Wave solder capable to 265°C |

Product Compliance Disclaimer


This information is provided based on reasonable inquiry of our suppliers and represents our current actual knowledge based on the information they provided. This information is subject to change. The part numbers that TE has identified as EU RoHS compliant have a maximum concentration of 0.1% by weight in homogenous materials for lead, hexavalent chromium, mercury, PBB, PBDE, DBP, BBP, DEHP, DIBP, and 0.01% for cadmium, or qualify for an exemption to these limits as defined in the Annexes of Directive 2011/65/EU (RoHS2). Finished electrical and electronic equipment products will be CE marked as required by Directive 2011/65/EU. Components may not be CE marked. Additionally, the part numbers that TE has identified as EU ELV compliant have a maximum concentration of 0.1% by weight in homogenous materials for lead, hexavalent chromium, and mercury, and 0.01% for cadmium, or qualify for an exemption to these limits as defined in the Annexes of Directive 2000/53/EC (ELV). Regarding the REACH Regulation, the information TE provides on SVHC in articles for this part number is based on the latest European Chemicals Agency (ECHA) ‘Guidance on requirements for substances in articles’ posted at this URL: <https://echa.europa.eu/guidance-documents/guidance-on-reach>

Compatible Parts




TE Part # 178289-3
3.81 DYNAMIC REC HSG 6P D--D


Also in the Series | Dynamic 3000 Series




Connector Contacts(3)



Insertion & Extraction Tools(1)




PCB Connector Keying(1)



PCB Connector Mounting(8)



PCB Headers & Receptacles(283)



PCB Terminal Blocks(25)



Standard Rectangular Connectors(2)



Wire-to-Board Connector Assemblies & Housings(152)



Wire-to-Board Connector Contacts(91)

Customers Also Bought



TE Part #1-178317-3
Header Assembly: Wire-to-Board, 15A, gold or tin plated



TE Part #175288-3
Contact: Component To Wire; 15A, 28-14 wire size



TE Part #917251-3
DYNAMIC D-3400F HDR ASSY 20P H



TE Part #1-178136-3
Header Assembly: Wire-to-Board, 15A, gold or tin plated

Documents

Product Drawings

6-P POST HDR HORZ D-3100D .76

Japanese

CAD Files

3D PDF

English

Customer View Model

ENG_CVM_178303-3_C.2d_dxf.zip

English

Customer View Model

ENG_CVM_178303-3_C.3d_igs.zip

English

Customer View Model

ENG_CVM_178303-3_C.3d_stp.zip

English

By downloading the CAD file I accept and agree to the [Terms and Conditions](#) of use.



Datasheets & Catalog Pages

1-1773732-4_DYNAMIC_SERIES_CATALOG_ENGLISH

Japanese

1-1773732-4_DYNAMIC_SERIES_CATALOG_ENGLISH

English

Product Specifications

Product Specification

English

TAB CUTTING TOOL for DYNAMIC CONN.

Japanese

TAB CUTTING TOOL for DYNAMIC CONN.

Japanese

Product Environmental Compliance

Product Compliance

English

Product Compliance

English

Agency Approvals

TUV Certificate

English