



Connectors > PCB Connectors > PCB Headers & Receptacles > Header Assembly: Wire-to-Board, 15A, gold or tin plated



Connector System: Wire-to-Board

Number of Positions: 12

Number of Rows: 2

Centerline (Pitch): 3.81 mm [.15 in]

PCB Mount Orientation: Vertical

All Header Assembly: Wire-to-Board, 15A, gold or tin plated (120)

Features

Product Type Features

Connector System	Wire-to-Board
Header Type	Fully Shrouded
Sealable	No
Connector & Contact Terminates To	Printed Circuit Board
PCB Connector Assembly Type	PCB Mount Header

Configuration Features

Number of Positions	12
Number of Rows	2
PCB Mount Orientation	Vertical

Body Features

Primary Product Color	Black
-----------------------	-------

Contact Features

--	--



Contact Mating Area Plating Material Thickness	2 µm[80 µin]
Contact Mating Area Plating Material Finish	Matte
Contact Mating Area Plating Material	Tin
Contact Type	Pin
Contact Current Rating (Max)	15 A

Termination Features

Termination Method to Printed Circuit Board	Through Hole - Solder
---	-----------------------

Mechanical Attachment

Mating Alignment Type	Polarization
Mating Retention	With
PCB Mount Retention Type	Retention Leg
Connector Mounting Type	Board Mount
Mating Alignment	With
PCB Mount Alignment	Without
PCB Mount Retention	With

Housing Features

Housing Material	Polyester GF
Centerline (Pitch)	3.81 mm[.15 in]

Usage Conditions

Operating Temperature Range	-55 – 105 °C[-67 – 221 °F]
-----------------------------	----------------------------

Industry Standards

UL Flammability Rating	UL 94V-0
------------------------	----------

Packaging Features

Packaging Type	Box, Tube
----------------	-----------

Product Compliance

For compliance documentation, visit the product page on TE.com>

EU RoHS Directive 2011/65/EU	Compliant
EU ELV Directive 2000/53/EC	Compliant
China RoHS 2 Directive MIIT Order No 32, 2016	No Restricted Materials Above Threshold
EU REACH Regulation (EC) No. 1907/2006	Current ECHA Candidate List: JUNE 2022 (224)



Candidate List Declared Against: JAN 2022
(223)
SVHC > Threshold:
Not Yet Reviewed

Halogen Content	Not Low Halogen - contains Br or Cl > 900 ppm.
Solder Process Capability	Wave solder capable to 265°C

Product Compliance Disclaimer

This information is provided based on reasonable inquiry of our suppliers and represents our current actual knowledge based on the information they provided. This information is subject to change. The part numbers that TE has identified as EU RoHS compliant have a maximum concentration of 0.1% by weight in homogenous materials for lead, hexavalent chromium, mercury, PBB, PBDE, DBP, BBP, DEHP, DIBP, and 0.01% for cadmium, or qualify for an exemption to these limits as defined in the Annexes of Directive 2011/65/EU (RoHS2). Finished electrical and electronic equipment products will be CE marked as required by Directive 2011/65/EU. Components may not be CE marked. Additionally, the part numbers that TE has identified as EU ELV compliant have a maximum concentration of 0.1% by weight in homogenous materials for lead, hexavalent chromium, and mercury, and 0.01% for cadmium, or qualify for an exemption to these limits as defined in the Annexes of Directive 2000/53/EC (ELV). Regarding the REACH Regulation, the information TE provides on SVHC in articles for this part number is based on the latest European Chemicals Agency (ECHA) 'Guidance on requirements for substances in articles' posted at this URL: <https://echa.europa.eu/guidance-documents/guidance-on-reach>

Compatible Parts

TE Part # 178289-6
DYNAMIC 3100 REC HSG 12P DBL

Also in the Series | Dynamic 3000 Series

Connector Contacts(3)


Insertion & Extraction Tools(1)

PCB Connector Keying(1)

PCB Connector Mounting(8)



PCB Headers & Receptacles(283)



PCB Terminal Blocks(25)



Standard Rectangular Connectors(2)



Wire-to-Board Connector Assemblies & Housings(152)




Wire-to-Board Connector Contacts(91)

Customers Also Bought



TE Part #178327-5
DYNAMIC D/ROW HDR 16P V ASSY



TE Part #5120528-1
1FHR,64,30A/S,N,C,S08,09,10



TE Part #316516-5
DYNAMIC 3500 HDR ASSY 12P V




TE Part #1-178140-5
DYNAMIC D3200 HDR V ASSY 6P



TE Part #7-1611004-4
3100-20U18999CL=40A 2P 208/240



TE Part #1-215460-4
MICRO-MATCH FEM.SE



TE Part #826656-3
3P AMPMODU II STIFT LEI

Documents

Product Drawings

DYNAMIC DBL ROW HDR ASSY 12P V

Japanese

CAD Files

3D PDF

English

Customer View Model

ENG_CVM_178326-5_B.2d_dxf.zip



English

Customer View Model

[ENG_CVM_178326-5_B.3d_igs.zip](#)

English

Customer View Model

[ENG_CVM_178326-5_B.3d_stp.zip](#)

English

By downloading the CAD file I accept and agree to the [Terms and Conditions](#) of use.

Datasheets & Catalog Pages

[1-1773732-4_DYNAMIC_SERIES_CATALOG_ENGLISH](#)

Japanese

[1-1773732-4_DYNAMIC_SERIES_CATALOG_ENGLISH](#)

English

Product Specifications

[Product Specification](#)

English

Product Environmental Compliance

[MD_178326-5_102620171152_dmtec](#)

English

[MD_178326-5_102620171152_dmtec](#)

English

Agency Approvals

[TUV Certificate](#)

English