

1903601-2 ✓ ACTIVE

[Dynamic Series](#) | [Dynamic 3000 Series](#)


TE Internal #: 1903601-2

PCB Mount Header, Vertical, Wire-to-Board, 8 Position, .15 in [3.81 mm] Centerline, Fully Shrouded, Gold, Through Hole - Solder, Dynamic 3000 Series

[View on TE.com >](#)



Connectors > PCB Connectors > PCB Headers & Receptacles > Header Assembly: Wire-to-Board, 15A, gold or tin plated



Connector System: **Wire-to-Board**

Number of Positions: **8**

Number of Rows: **2**

Centerline (Pitch): **3.81 mm [.15 in]**

PCB Mount Orientation: **Vertical**

[All Header Assembly: Wire-to-Board, 15A, gold or tin plated \(120\)](#)

Features

Product Type Features

| | |
|-----------------------------------|-----------------------|
| Connector System | Wire-to-Board |
| Header Type | Fully Shrouded |
| Sealable | No |
| Connector & Contact Terminates To | Printed Circuit Board |
| PCB Connector Assembly Type | PCB Mount Header |

Configuration Features

| | |
|-----------------------|----------|
| Number of Positions | 8 |
| Number of Rows | 2 |
| PCB Mount Orientation | Vertical |

Body Features

| | |
|-----------------------|-------|
| Primary Product Color | Black |
|-----------------------|-------|

Contact Features



| | |
|--|----------------|
| Contact Mating Area Plating Material Thickness | .38 μm[15 μin] |
| Contact Mating Area Plating Material | Gold |
| Contact Type | Pin |
| Contact Current Rating (Max) | 15 A |

Termination Features

| | |
|---|-----------------------|
| Termination Method to Printed Circuit Board | Through Hole - Solder |
|---|-----------------------|

Mechanical Attachment

| | |
|--------------------------|---------------|
| Mating Alignment Type | Keyed |
| Mating Retention | With |
| PCB Mount Retention Type | Retention Leg |
| Connector Mounting Type | Board Mount |
| Mating Alignment | With |
| PCB Mount Alignment | Without |
| PCB Mount Retention | With |

Housing Features

| | |
|--------------------|-----------------|
| Housing Material | Polyester GF |
| Centerline (Pitch) | 3.81 mm[.15 in] |

Usage Conditions

| | |
|-----------------------------|----------------------------|
| Operating Temperature Range | -55 – 105 °C[-67 – 221 °F] |
|-----------------------------|----------------------------|

Operation/Application

| | |
|---------------------|----------------|
| Circuit Application | Power & Signal |
|---------------------|----------------|

Industry Standards

| | |
|------------------------|----------|
| UL Flammability Rating | UL 94V-0 |
|------------------------|----------|

Packaging Features

| | |
|----------------|------|
| Packaging Type | Tube |
|----------------|------|

Product Compliance

[For compliance documentation, visit the product page on TE.com>](#)

| | |
|---|---|
| EU RoHS Directive 2011/65/EU | Compliant |
| EU ELV Directive 2000/53/EC | Compliant |
| China RoHS 2 Directive MIIT Order No 32, 2016 | No Restricted Materials Above Threshold |
| EU REACH Regulation (EC) No. 1907/2006 | |

Current ECHA Candidate List: JUNE 2022
(224)

Candidate List Declared Against: JUL 2021
(219)

SVHC > Threshold:
Not Yet Reviewed

Halogen Content

BFR/CFR/PVC Free, but Br/Cl >900 ppm in other sources.

Solder Process Capability

Wave solder capable to 265°C

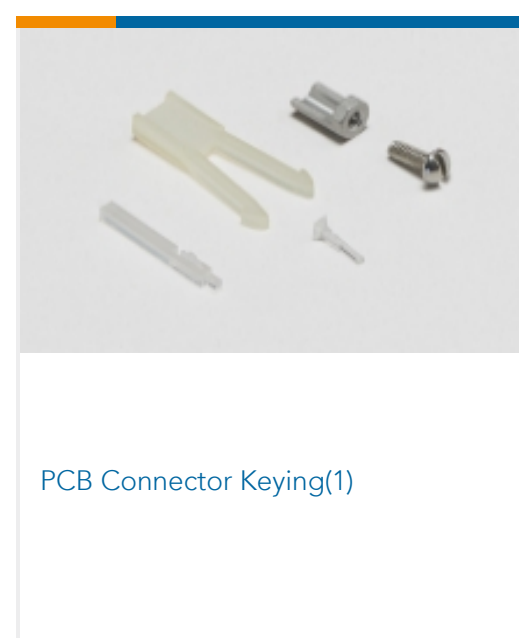
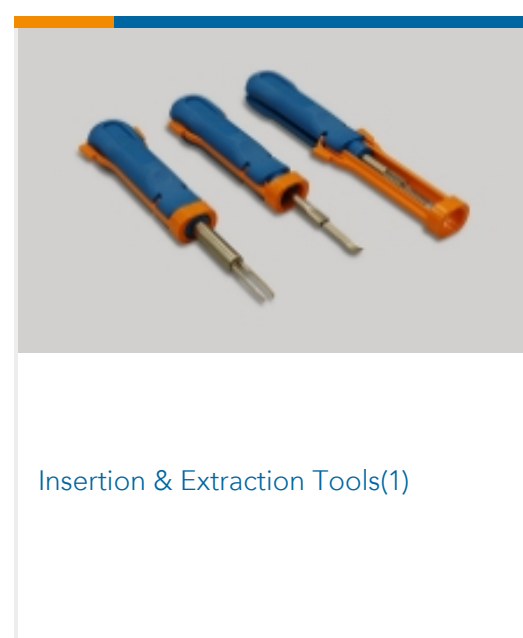
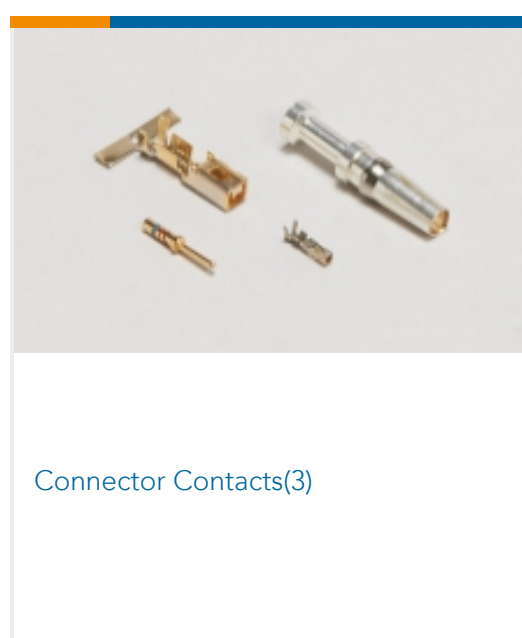
Product Compliance Disclaimer

This information is provided based on reasonable inquiry of our suppliers and represents our current actual knowledge based on the information they provided. This information is subject to change. The part numbers that TE has identified as EU RoHS compliant have a maximum concentration of 0.1% by weight in homogenous materials for lead, hexavalent chromium, mercury, PBB, PBDE, DBP, BBP, DEHP, DIBP, and 0.01% for cadmium, or qualify for an exemption to these limits as defined in the Annexes of Directive 2011/65/EU (RoHS2). Finished electrical and electronic equipment products will be CE marked as required by Directive 2011/65/EU. Components may not be CE marked. Additionally, the part numbers that TE has identified as EU ELV compliant have a maximum concentration of 0.1% by weight in homogenous materials for lead, hexavalent chromium, and mercury, and 0.01% for cadmium, or qualify for an exemption to these limits as defined in the Annexes of Directive 2000/53/EC (ELV). Regarding the REACH Regulation, the information TE provides on SVHC in articles for this part number is based on the latest European Chemicals Agency (ECHA) 'Guidance on requirements for substances in articles' posted at this URL: <https://echa.europa.eu/guidance-documents/guidance-on-reach>

Compatible Parts




Also in the Series | Dynamic 3000 Series





PCB Headers & Receptacles(283)



PCB Terminal Blocks(25)



Standard Rectangular Connectors(2)



Wire-to-Board Connector Assemblies & Housings(152)

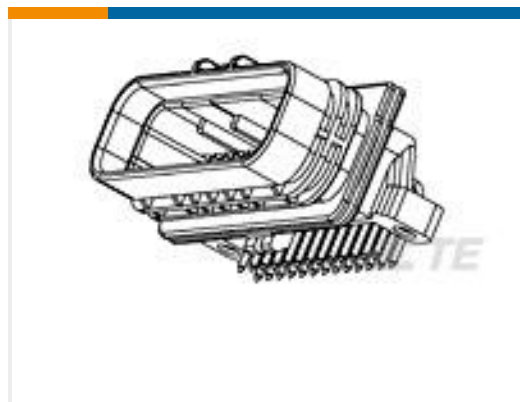


Wire-to-Board Connector Contacts(91)

Customers Also Bought



TE Part #178323-2
Header Assembly: Wire-to-Board, 15A, gold or tin plated



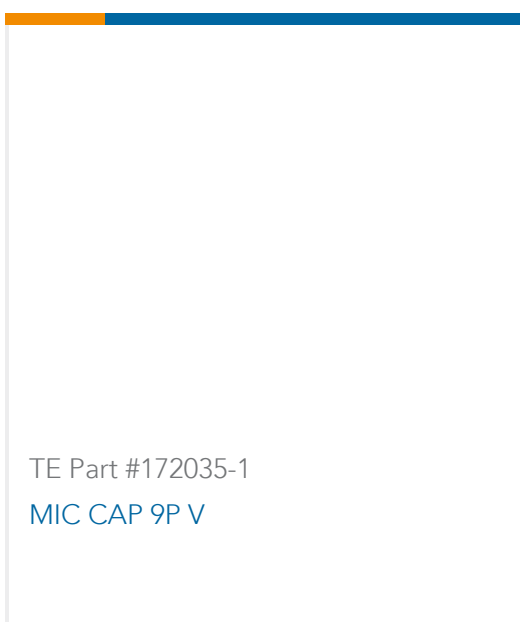
TE Part #6473711-1
SUPER SEAL 26POS CAP ASSY H AU



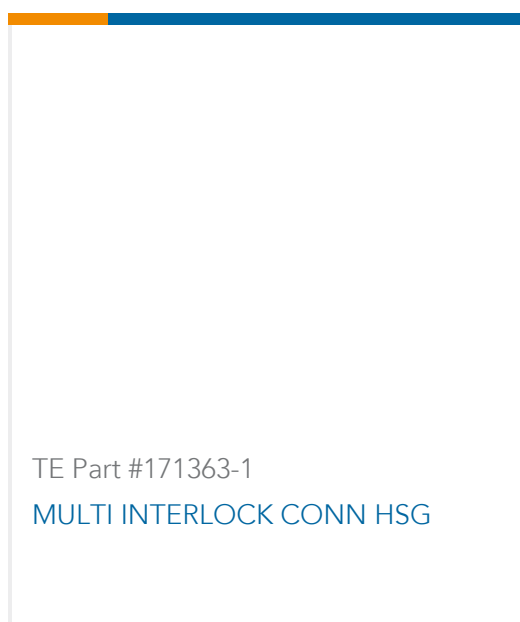
TE Part #532301J001
V2-9.0-0-FSP-SM



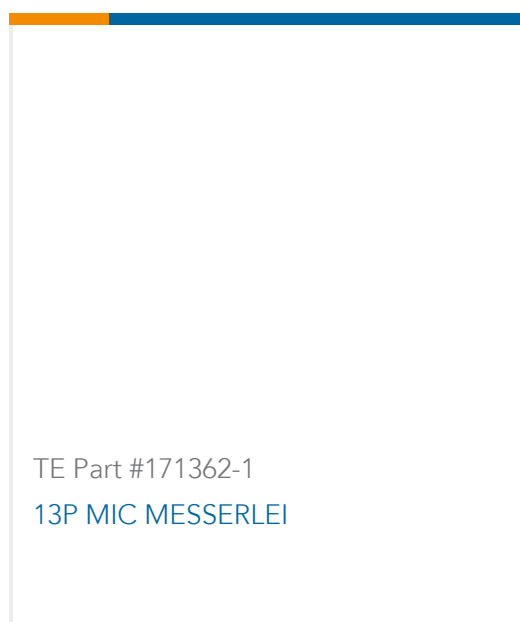
TE Part #985923J001
V2-6.0-0-SP-SM



TE Part #172035-1
MIC CAP 9P V



TE Part #171363-1
MULTI INTERLOCK CONN HSG



TE Part #171362-1
13P MIC MESSERLEI

Documents

Product Drawings

DYNAMIC D-3100D V-HDR ASSY 8P 0.38AU

Japanese

CAD Files

3D PDF

3D

Customer View Model

ENG_CVM_CVM_1903601-2_B.2d_dxf.zip



English

Customer View Model

[ENG_CVM_CVM_1903601-2_B.3d_igs.zip](#)

English

Customer View Model

[ENG_CVM_CVM_1903601-2_B.3d_stp.zip](#)

English

By downloading the CAD file I accept and agree to the [Terms and Conditions](#) of use.

Datasheets & Catalog Pages

[1-1773732-4_DYNAMIC_SERIES_CATALOG_ENGLISH](#)

Japanese

[1-1773732-4_DYNAMIC_SERIES_CATALOG_ENGLISH](#)

English

Product Specifications

[Product Specification](#)

English