

184030-1 ✓ ACTIVE

AMP | Sealed Sensor Connector SSC System

TE Internal #: 184030-1

Automotive Terminals, Receptacle, Mating Tab Width 1.8 mm [.071 in], 20 – 14 AWG Wire Size, .5 – 2 mm² Wire Size, Sealed Sensor Connector SSC System

[View on TE.com >](#)



Terminals & Splices > Automotive Terminals



Terminal Type: **Receptacle**

Mating Tab Width: **1.8 mm [.071 in]**

Terminal Transmits: **0 – 24 A (Low Power)**

Wire Size: **.5 – 2 mm²**

Features

Product Type Features

Receptacle Style	180°
Sealable	Yes

Body Features

Terminal Seal Type	Single Wire Seal (SWS)
--------------------	------------------------

Contact Features

Contact Size	1.8mm
Contact Fabrication	Stamped & Formed
Typical Current Rating	17 A
Crimp Type	F-Crimp
Terminal Type	Receptacle
Mating Tab Width	1.8 mm[.071 in]
Interface Plating	Gold (Au)
Contact Termination Area Plating Material	Gold (Au)

Termination Features

Termination Method to Wire & Cable	Crimp
Product Terminates To	Wire

Dimensions

Wire Size	.5 – 2 mm ²
Wire Size Search	14 AWG, 15 AWG, 16 AWG, 17 AWG, 18



AWG, 19 AWG, 20 AWG

Wire Insulation Diameter	1.2 – 2.7 mm [.047 – .106 in]
--------------------------	-------------------------------

Usage Conditions

Insulation Option	Uninsulated
Operating Temperature (Max)	80 °C, 85 °C, 90 °C, 100 °C, 105 °C, 110 °C, 120 °C, 125 °C, 130 °C, 140 °C, 145 °C, 150 °C [176 °F][185 °F][194 °F][212 °F][221 °F][230 °F][248 °F][257 °F][266 °F][284 °F][293 °F][302 °F]
Operating Temperature Range	-40 – 150 °C [-40 – 302 °F]

Operation/Application

Compatible With Wire Base Material	Copper
------------------------------------	--------

Industry Standards

Agency/Standard	SAE/USCAR-2
-----------------	-------------

Packaging Features

Packaging Method	Package
Packaging Quantity	6000

Other

Terminal Transmits	0 – 24 A (Low Power)
--------------------	----------------------

Product Compliance

[For compliance documentation, visit the product page on TE.com>](#)

EU RoHS Directive 2011/65/EU	Compliant
EU ELV Directive 2000/53/EC	Compliant
China RoHS 2 Directive MIIT Order No 32, 2016	No Restricted Materials Above Threshold
EU REACH Regulation (EC) No. 1907/2006	Current ECHA Candidate List: JUNE 2022 (224) Candidate List Declared Against: JAN 2022 (223) SVHC > Threshold: Not Yet Reviewed
Halogen Content	Low Halogen - Br, Cl, F, I < 900 ppm per homogenous material. Also BFR/CFR/PVC Free
Solder Process Capability	Not reviewed for solder process capability

Product Compliance Disclaimer


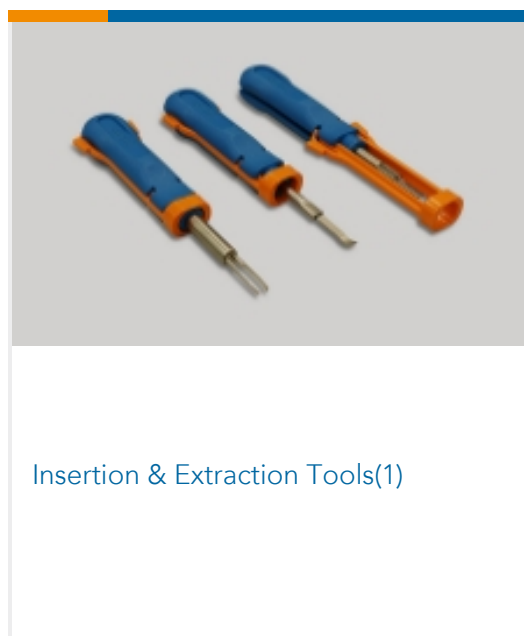
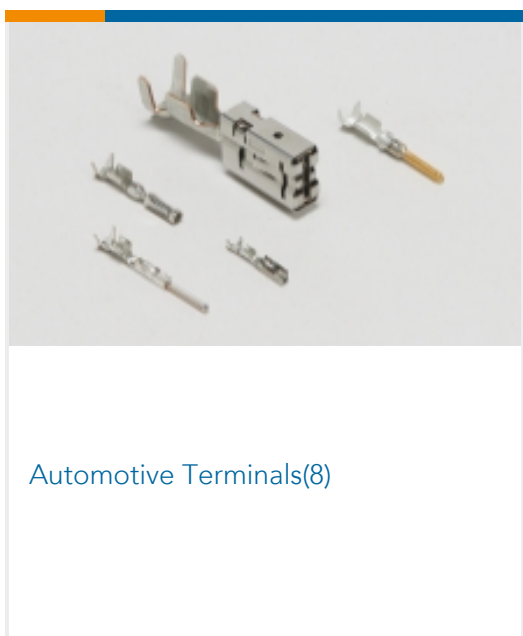
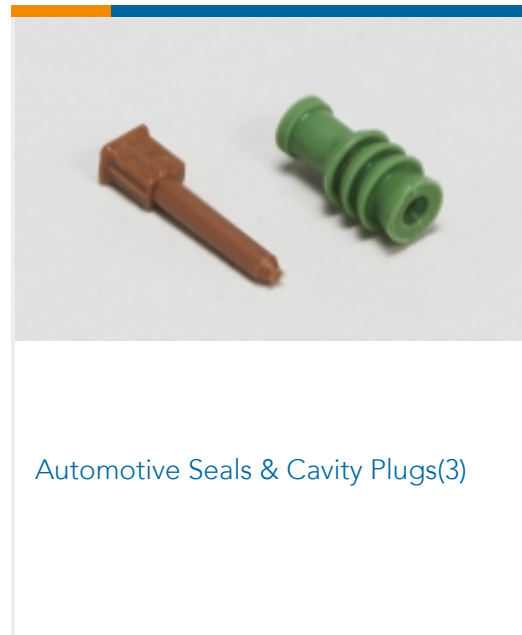
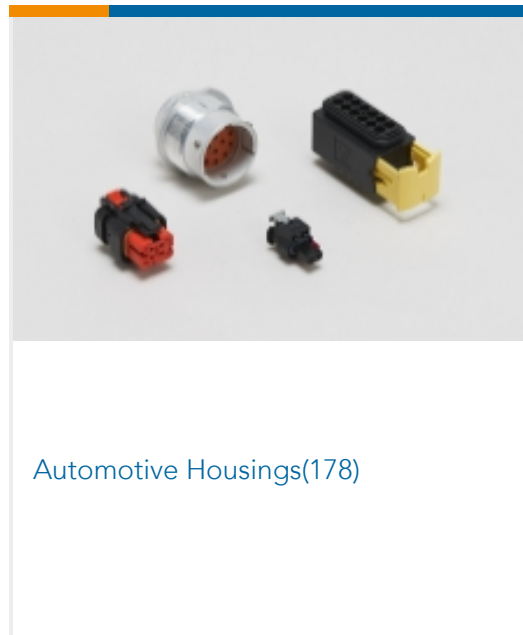

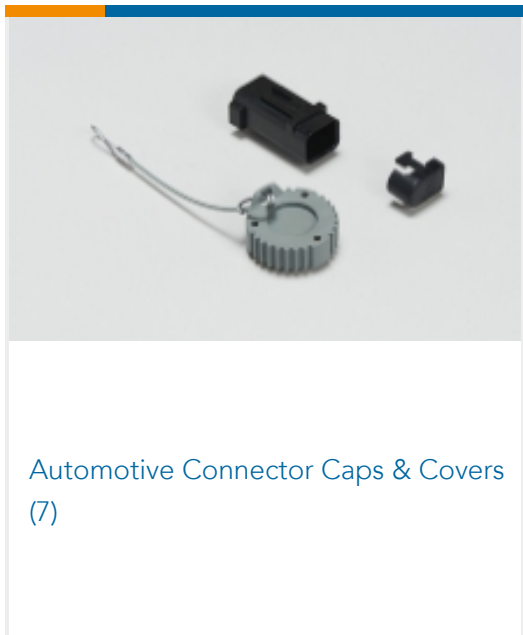
This information is provided based on reasonable inquiry of our suppliers and represents our current actual knowledge based on the information they provided. This information is subject to change. The part numbers that TE has identified as EU RoHS compliant have a maximum concentration of 0.1% by weight in homogenous materials for lead, hexavalent chromium, mercury, PBB, PBDE, DBP, BBP, DEHP, DIBP, and 0.01% for cadmium, or qualify for an exemption to these limits as defined in the Annexes of Directive 2011/65/EU (RoHS2). Finished electrical and electronic equipment products will be CE marked as required by Directive 2011/65/EU. Components may not be CE marked. Additionally, the part numbers that TE has identified as EU ELV compliant have a maximum concentration of 0.1% by weight in homogenous materials for lead, hexavalent chromium, and mercury, and 0.01% for cadmium, or qualify for an exemption to these limits as defined in the Annexes of Directive 2000/53/EC (ELV). Regarding the REACH Regulation, the information TE provides on SVHC in articles for this part number is based on the latest European Chemicals Agency (ECHA) 'Guidance on requirements for substances in articles' posted at this URL: <https://echa.europa.eu/guidance-documents/guidance-on-reach>

Compatible Parts

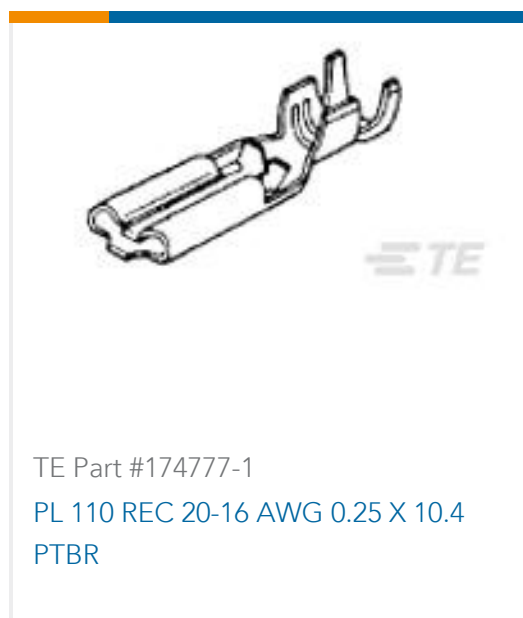
 <p>TE Part # 184006-1 2 POS. PLUG ASSY, KEY D, GREEN</p>	 <p>TE Part # 184046-1 4 POS. PLUG ASSY, KEY A</p>	 <p>TE Part # 184060-1 6 POS./6 CIRC PLUG ASSY, KEY A</p>	 <p>TE Part # 184022-1 2 POS. PLUG ASSY, KEY M, BLACK</p>
 <p>TE Part # 184000-1 2 POS. PLUG ASSY, KEY A, BLACK</p>	 <p>TE Part # 184032-1 3 POS. PLUG ASSY, KEY A</p>	 <p>TE Part # 91583-1 CCII 070 TYP 20-16 ASSY</p>	 <p>TE Part # 2305570-1 TERMINAL CUTTER, SIDE FEED</p>
 <p>TE Part # 937313-1 EXT-TOOL</p>	 <p>TE Part # 184115-1 12 POS. PLUG ASSY</p>	 <p>TE Part # 184344-1 2X2 PLG ASSY KEY A C3</p>	 <p>TE Part # 184006-2 2 POS. PLUG ASSY, KEY D, GRAY</p>
 <p>TE Part # 184392-2 2X2 PLG ASSY, KEY A, W/O CPA C3, natural</p>	 <p>TE Part # 184248-1 2X2 PLG ASSY KEY A C4</p>	 <p>TE Part # 184207-1 2 POS. PLUG ASSY, KEY J</p>	 <p>TE Part # 184340-1 PLUG ASSY, 2X2, CPA, W/O SLOT, CKT4 BLKD</p>



Also in the Series | Sealed Sensor Connector SSC System



Customers Also Bought





Documents

Product Drawings

[RECPT, CONTACT 070, AUPHBZ](#)

English

CAD Files

[3D PDF](#)

English

[Customer View Model](#)

[ENG_CVM_184030-1_G.2d_dxf.zip](#)

English

[Customer View Model](#)

[ENG_CVM_184030-1_G.3d_igs.zip](#)

English

[Customer View Model](#)

[ENG_CVM_184030-1_G.3d_stp.zip](#)

English

By downloading the CAD file I accept and agree to the [Terms and Conditions](#) of use.

Product Specifications

[Application Specification](#)

English

Product Environmental Compliance

[TE Material Declaration](#)

English