

1761681-5 ✓ ACTIVE




## AMP-LATCH

TE Internal #: 1761681-5

Ribbon Cable Connectors, Wire-to-Board, 14 Position, .1 in [2.54 mm] Centerline, Vertical, Through Hole - Solder, 2 Row, Plug, Low Profile

[View on TE.com >](#)

Connectors > PCB Connectors > Wire-to-Board Connectors > FFC, FPC & Ribbon Connectors > Ribbon Cable Connectors



Connector System: **Wire-to-Board**

Number of Positions: **14**

Centerline (Pitch): **2.54 mm [ .1 in ]**

PCB Mount Retention: **Without**

PCB Mount Orientation: **Vertical**

## Features

### Product Type Features

Connector Type	Header
Ribbon Cable Connector Header Type	Pin Header
Connector Product Type	Connector Assembly
Connector System	Wire-to-Board
Connector & Housing Type	Plug
Connector & Contact Terminates To	Printed Circuit Board

### Configuration Features

Number of Positions	14
PCB Mount Orientation	Vertical
Number of Rows	2

### Electrical Characteristics

Insulation Resistance	5000 M $\Omega$
Operating Voltage	250 VAC

### Body Features



Daisy Chain	With
Connector Profile	Low

### Contact Features

Mating Square Post Dimension	.64 mm[.025 in]
PCB Contact Termination Area Plating Material Thickness	2.54 $\mu$ m[100 $\mu$ in]
Contact Type	Pin
	15 $\mu$ in
Contact Mating Area Plating Material	Gold
Contact Shape & Form	Square
Contact Underplating Material	Nickel
PCB Contact Termination Area Plating Material	Tin
Contact Base Material	Phosphor Bronze
Contact Current Rating (Max)	1 A

### Termination Features

Square Termination Post & Tail Dimension	.64 mm[.025 in]
Termination Post & Tail Length	2.9 mm[.114 in]
Termination Method to Printed Circuit Board	Through Hole - Solder

### Mechanical Attachment

Mating Alignment	With
PCB Mount Alignment	Without
Panel Mount Feature	Without
PCB Mount Retention	Without
Mating Alignment Type	Center
Mating Retention	Without
Connector Mounting Type	Board Mount

### Housing Features

Mating Entry Location	Top
Housing Material	PCT
Housing Color	Black
Centerline (Pitch)	2.54 mm[.1 in]

### Dimensions

Shrouded End Dimension	3.81 mm[.15 in]
------------------------	-----------------



Connector Length	25.4 mm[1 in]
------------------	---------------

Connector Height	8.89 mm[.35 in]
------------------	-----------------

Row-to-Row Spacing	2.54 mm[.1 in]
--------------------	----------------

### Usage Conditions

Housing Temperature Rating	High
----------------------------	------

Operating Temperature Range	-65 – 105 °C[-85 – 221 °F]
-----------------------------	----------------------------

### Operation/Application

Circuit Application	Signal
---------------------	--------

### Industry Standards

UL Flammability Rating	UL 94V-0
------------------------	----------

### Packaging Features

Packaging Quantity	50
--------------------	----

Packaging Method	Package
------------------	---------

### Other

Comment	For Use With AMP-Latch Receptacle
---------	-----------------------------------

## Product Compliance

[For compliance documentation, visit the product page on TE.com>](#)

EU RoHS Directive 2011/65/EU	Compliant
------------------------------	-----------

EU ELV Directive 2000/53/EC	Compliant
-----------------------------	-----------

China RoHS 2 Directive MIIT Order No 32, 2016	No Restricted Materials Above Threshold
-----------------------------------------------	-----------------------------------------

EU REACH Regulation (EC) No. 1907/2006	Current ECHA Candidate List: JUNE 2022 (224) Candidate List Declared Against: JAN 2022 (223) SVHC > Threshold: Not Yet Reviewed
----------------------------------------	------------------------------------------------------------------------------------------------------------------------------------------

Halogen Content	Not Low Halogen - contains Br or Cl > 900 ppm.
-----------------	------------------------------------------------

Solder Process Capability	Wave solder capable to 265°C
---------------------------	------------------------------

#### Product Compliance Disclaimer

This information is provided based on reasonable inquiry of our suppliers and represents our current actual knowledge based on the information they provided. This information is subject to change. The part numbers that TE has identified as EU RoHS compliant have a maximum concentration of 0.1% by weight in homogenous materials for lead, hexavalent chromium, mercury, PBB, PBDE, DBP, BBP, DEHP, DIBP, and 0.01% for cadmium, or qualify for an exemption to these limits as defined in the Annexes of Directive 2011/65/EU (RoHS2). Finished electrical and electronic equipment products will be CE marked as required by Directive 2011/65/EU. Components may not be CE marked. Additionally, the part

numbers that TE has identified as EU ELV compliant have a maximum concentration of 0.1% by weight in homogenous materials for lead, hexavalent chromium, and mercury, and 0.01% for cadmium, or qualify for an exemption to these limits as defined in the Annexes of Directive 2000/53/EC (ELV). Regarding the REACH Regulation, the information TE provides on SVHC in articles for this part number is based on the latest European Chemicals Agency (ECHA) 'Guidance on requirements for substances in articles' posted at this URL: <https://echa.europa.eu/guidance-documents/guidance-on-reach>

## Compatible Parts



TE Part # 499252-9  
014 STRAIN RELIEF A-L RCPT



TE Part # 1658526-9  
609-1441LF FEM SOCKET, LEAD FREE



TE Part # 1658621-2  
14 NOVO MIL/CTR 15DP, LEAD FREE



TE Part # 1658622-2  
14 NOVO MIL/CTR 30DP, LEAD FREE



TE Part # 1658623-2  
14 NOVO MIL 30DP, LEAD FREE



TE Part # 1658620-2  
14 NOVO MIL 15DP, LEAD FREE



TE Part # 1658527-5  
622-1430LF FEM SOCKET, LEAD FREE



TE Part # 2-1658527-2  
622-1441LF=FSKT IDC S 14 30AU



TE Part # CAT-AM71-A85022  
Female Socket Connectors: Strain Relief



TE Part # 1658526-8  
609-1430LF FEM SOCKET, LEAD FREE



TE Part # 1-1658528-2  
636-1430LF=FEM SKT BLADE POL 1

## Customers Also Bought



TE Part # 8-1879233-1  
SMD Power Resistor: 7 Watt, 200-2M Ohm



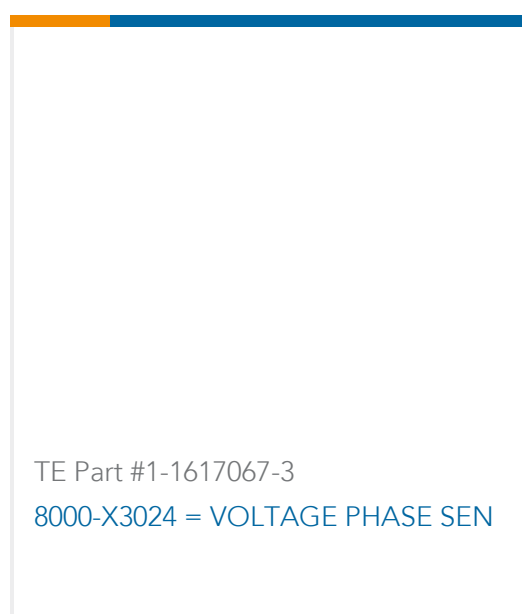
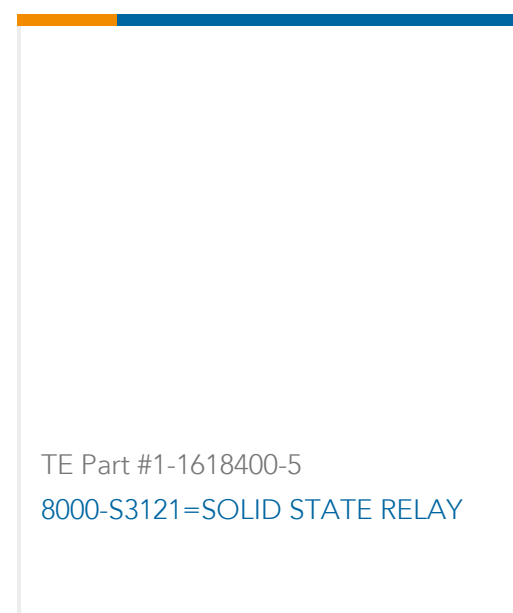
TE Part # 2176056-5  
RLP73V 2B R015 5% 5K RL



TE Part # 103166-2  
08 MODII HDR DRRA SHRD .100CL



TE Part # 2-1445098-3  
MICRO MNL HDR ASSY S/ROW AU LF



## Documents

### Product Drawings

[IDC LOW PRO HDR 14P VERT HT BLACK](#)

English

### CAD Files

[3D PDF](#)

3D

Customer View Model

[ENG\\_CVM\\_CVM\\_1761681-5\\_A.2d\\_dxf.zip](#)

English

Customer View Model

[ENG\\_CVM\\_CVM\\_1761681-5\\_A.3d\\_igs.zip](#)

English

Customer View Model

[ENG\\_CVM\\_CVM\\_1761681-5\\_A.3d\\_stp.zip](#)

English

By downloading the CAD file I accept and agree to the [Terms and Conditions](#) of use.

### Product Specifications

[Product Specification](#)

English

### Product Environmental Compliance

[TE Material Declaration](#)

English

### Agency Approvals

[UL Report](#)

1761681-5

Ribbon Cable Connectors, Wire-to-Board, 14 Position, .1 in [2.54 mm] Centerline,  
Vertical, Through Hole - Solder, 2 Row, Plug, Low Profile



English