

184394-1 ✓ ACTIVE



## AMP | Sealed Sensor Connector SSC System

TE Internal #: 184394-1

Housing for Female Terminals, Wire-to-Device / Wire-to-Board / Wire-to-Wire, 4 Position, .197 in [5 mm] Centerline, Sealed Sensor Connector SSC System

[View on TE.com >](#)

Connectors > Automotive Connectors > Connector Housings



Connector & Housing Type: **Housing for Female Terminals**

Connector System: **Wire-to-Board, Wire-to-Device, Wire-to-Wire**

Number of Positions: **4**

Centerline (Pitch): **5 mm [ .197 in ]**

Sealable: **Yes**

### Features

#### Product Type Features

Connector & Housing Shape	Rectangular
Connector & Housing Type	Housing for Female Terminals
Connector System	Wire-to-Board, Wire-to-Device, Wire-to-Wire
Sealable	Yes
Hybrid Connector	No
Primary Locking Feature	Integrated in Housing

#### Configuration Features

Number of Positions	4
Number of Rows	2

#### Electrical Characteristics

Operating Voltage	125 VAC
Nominal Voltage Architecture	12 V, 24 V, 42 V, 48 V, 80 V, 90 V, 125 V

#### Body Features



Cable Exit Angle	180°
Body Material	PBT GF
Primary Product Color	Black
Connector Code	A

### Contact Features

Contact Size	1.8mm
--------------	-------

### Mechanical Attachment

Mounting Feature	Without
Terminal Position Assurance	No
Strain Relief	Without
Mating Alignment Type	Keyed
Mating Alignment	With
Connector Mounting Type	Cable Mount (Free-Hanging)

### Housing Features

Centerline (Pitch)	5 mm [.197 in]
--------------------	----------------

### Dimensions

Product Width	30.6 mm [1.205 in]
Product Length	23.2 mm [.91 in]
Product Height	27.6 mm [1.09 in]

### Usage Conditions

Operating Temperature (Max)	70 °C, 75 °C, 80 °C, 85 °C, 90 °C, 100 °C, 105 °C, 110 °C, 120 °C, 125 °C [158 °F][167 °F][176 °F][185 °F][194 °F][212 °F][221 °F][230 °F][248 °F][257 °F]
Operating Temperature Range	-40 – 125 °C [-40 – 257 °F]

### Industry Standards

UL Flammability Rating	UL 94HB
------------------------	---------

### Packaging Features

Packaging Quantity	1000
Packaging Method	Package

### Other

Serviceable	Yes
Connector Position Assurance Capable	No



## Product Compliance





[For compliance documentation, visit the product page on TE.com>](#)

EU RoHS Directive 2011/65/EU	Compliant
EU ELV Directive 2000/53/EC	Compliant
China RoHS 2 Directive MIIT Order No 32, 2016	No Restricted Materials Above Threshold
EU REACH Regulation (EC) No. 1907/2006	Current ECHA Candidate List: JUNE 2022 (224) Candidate List Declared Against: JAN 2022 (223) SVHC > Threshold: Not Yet Reviewed
Halogen Content	Low Halogen - Br, Cl, F, I < 900 ppm per homogenous material. Also BFR/CFR/PVC Free
Solder Process Capability	Not applicable for solder process capability

### Product Compliance Disclaimer

This information is provided based on reasonable inquiry of our suppliers and represents our current actual knowledge based on the information they provided. This information is subject to change. The part numbers that TE has identified as EU RoHS compliant have a maximum concentration of 0.1% by weight in homogenous materials for lead, hexavalent chromium, mercury, PBB, PBDE, DBP, BBP, DEHP, DIBP, and 0.01% for cadmium, or qualify for an exemption to these limits as defined in the Annexes of Directive 2011/65/EU (RoHS2). Finished electrical and electronic equipment products will be CE marked as required by Directive 2011/65/EU. Components may not be CE marked. Additionally, the part numbers that TE has identified as EU ELV compliant have a maximum concentration of 0.1% by weight in homogenous materials for lead, hexavalent chromium, and mercury, and 0.01% for cadmium, or qualify for an exemption to these limits as defined in the Annexes of Directive 2000/53/EC (ELV). Regarding the REACH Regulation, the information TE provides on SVHC in articles for this part number is based on the latest European Chemicals Agency (ECHA) 'Guidance on requirements for substances in articles' posted at this URL: <https://echa.europa.eu/guidance-documents/guidance-on-reach>

## Compatible Parts

 <p>TE Part # 184141-1 WIRE SEAL,RUBBER,SENSOR,PURPLE, LIM</p>	 <p>TE Part # 184140-1 WIRE SEAL,RUBBER,SENSOR, ORANGE</p>	 <p>TE Part # 184344-1 2X2 PLG ASY KEY A C3</p>	 <p>TE Part # 184030-3 RECPT, CONTACT 070, PTPPHBZ</p>
---	---	--	---




TE Part # 184030-1  
RECPT, CONTACT 070, AUPHBZ



TE Part # 184392-1  
2X2 PLG ASY, KEY A, W/O CPA C3




TE Part # 184346-1  
2X2 CAP ASY KEY A C3



TE Part # 184095-1  
RECPT, CONTACT .070, AUPHBZ



TE Part # 184095-2  
RECPT, CONTACT .070, PTPPHBZ



TE Part # 184139-1  
WIRE SEAL,RUBBER,SENSOR,BLUE



TE Part # 184373-2  
CONTACT, RECEPTACLE, .070 TYPE



TE Part # 184250-1  
4P,2X2 PLUG ASSY W/O SLOT,KEYB



TE Part # 184252-1  
2X2 PLG ASY KEY B W/RET C4



TE Part # 184284-1  
4P,2X2 PLUG ASSY W/O SLOT,KEYB



TE Part # 184299-1  
2X2 PLG ASY KEY D W/RET C4



TE Part # 184301-1  
2X2 PLG ASY KEY C C4



TE Part # 184307-1  
2X2 CAP ASY KEY D C4



TE Part # 184324-2  
2X2 PLG ASY KEY G C4 GRAY




TE Part # 184326-2  
2X2 PLG ASY KEY H C4 GRAY




TE Part # 184332-2  
2X2 CAP ASY KEY G C4 GRAY


Also in the Series | **Sealed Sensor Connector SSC System**



Automotive Connector Caps & Covers (7)




Automotive Connector Locks & Position Assurance(6)



Automotive Housings(178)




Automotive Seals & Cavity Plugs(3)



Automotive Terminals(8)



Insertion &amp; Extraction Tools(1)



Other Automotive Connector Accessories(7)

## Customers Also Bought



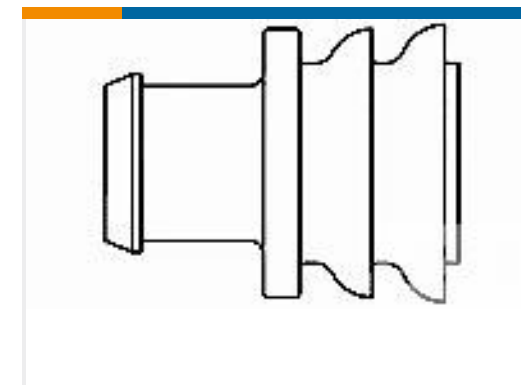
TE Part #DT04-2P  
DEUTSCH DT Series Housings & Connectors



TE Part #W2S  
DEUTSCH DT WEDGELOCKS



TE Part #282104-1  
AMP SUPERSEAL 1.5MM,  
CONNECTOR HOUSING



TE Part #281934-2  
SINGLE WIRE SEAL



TE Part #0460-202-16141  
DEUTSCH SOLID CONTACTS



TE Part #114017-ZZ  
SEALING PLUG, SIZE 12/16, WHT

## Documents

### Product Drawings

[2X2 PLG ASY W/RET W/O CPA C3-A](#)

English

### CAD Files

[3D PDF](#)

3D

Customer View Model

[ENG\\_CVM\\_CVM\\_184394-1\\_A.2d\\_dxf.zip](#)

English

Customer View Model

[ENG\\_CVM\\_CVM\\_184394-1\\_A.3d\\_igs.zip](#)

English

Customer View Model

[ENG\\_CVM\\_CVM\\_184394-1\\_A.3d\\_stp.zip](#)

English

By downloading the CAD file I accept and agree to the [Terms and Conditions](#) of use.



---

**Datasheets & Catalog Pages**

**Sealed Sensor Connector (SSC) System**

English

---

**Product Specifications**

**Application Specification**

English