

179472-8 ✓ ACTIVE

AMP CT


TE Internal #: 179472-8

PCB Connector Mounting, Holder, Wire-to-Board, 8 Position, .079 in [2 mm] Centerline, 30 – 22 AWG Wire Size, Ivory, AMP CT

[View on TE.com >](#)



Connectors > PCB Connectors > PCB Connector Accessories > PCB Connector Hardware > Mounting



Connector Mounting Accessory Type: **Holder**

Connector System: **Wire-to-Board**

Number of Positions: **8**

Centerline (Pitch): **2 mm [.079 in]**

Wire Size: **30 – 22 AWG**

Features

Product Type Features

Connector Mounting Accessory Type	Holder
Connector System	Wire-to-Board

Configuration Features

Number of Positions	8
---------------------	---

Body Features

Primary Product Material	PA 66
Primary Product Color	Ivory

Contact Features

Contact Current Rating (Max)	4 A
------------------------------	-----

Housing Features

Centerline (Pitch)	2 mm [.079 in]
--------------------	----------------

Dimensions

Product Width	8.5 mm [.334 in]
Product Length	12.29 mm [.484 in]



Product Height	8.3 mm[.326 in]
Row-to-Row Spacing	6.6 mm
Wire Size	30 – 22 AWG

Usage Conditions

Operating Temperature Range	-30 – 105 °C[-22 – 221 °F]
-----------------------------	----------------------------

Packaging Features

Packaging Quantity	1000
Packaging Method	Bag

Other

Comment	For Use With CT Connector, Two receptacle connectors are applied per holder.
---------	--

Product Compliance

[For compliance documentation, visit the product page on TE.com>](#)

EU RoHS Directive 2011/65/EU	Compliant
EU ELV Directive 2000/53/EC	Compliant
China RoHS 2 Directive MIIT Order No 32, 2016	No Restricted Materials Above Threshold
EU REACH Regulation (EC) No. 1907/2006	Current ECHA Candidate List: JUNE 2022 (224) Candidate List Declared Against: JAN 2022 (223) SVHC > Threshold: Not Yet Reviewed
Halogen Content	Low Halogen - Br, Cl, F, I < 900 ppm per homogenous material. Also BFR/CFR/PVC Free
Solder Process Capability	Not applicable for solder process capability

Product Compliance Disclaimer

This information is provided based on reasonable inquiry of our suppliers and represents our current actual knowledge based on the information they provided. This information is subject to change. The part numbers that TE has identified as EU RoHS compliant have a maximum concentration of 0.1% by weight in homogenous materials for lead, hexavalent chromium, mercury, PBB, PBDE, DBP, BBP, DEHP, DIBP, and 0.01% for cadmium, or qualify for an exemption to these limits as defined in the Annexes of Directive 2011/65/EU (RoHS2). Finished electrical and electronic equipment products will be CE marked as required by Directive 2011/65/EU. Components may not be CE marked. Additionally, the part numbers that TE has identified as EU ELV compliant have a maximum concentration of 0.1% by weight in homogenous materials for lead, hexavalent chromium, and mercury, and 0.01% for cadmium, or qualify for an exemption to these limits as defined in the Annexes of Directive 2000/53/EC (ELV). Regarding the REACH Regulation, the information TE provides on SVHC in articles for this part number is based on the latest European Chemicals Agency (ECHA) 'Guidance on requirements for substances in articles' posted at this URL: <https://echa.europa.eu/guidance-documents/guidance-on-reach>

Compatible Parts



TE Part # CAT-AM7017-C7671
AMP COMMON TERMINATION CONTACTS




TE Part # 179228-4
CT CRIMP-2 REC HSG 4P NATURAL

Also in the Series | AMP CT



PCB Connector Mounting(46)



PCB Headers & Receptacles(756)



Wire-to-Board Connector Assemblies & Housings(257)



Wire-to-Board Connector Contacts(8)

Customers Also Bought



TE Part #1971785-2
PTL RECEPTACLE CONTACT, 20 - 24 AWG



TE Part #292228-9
1.5 MINI CT SGL H SMT W/O BOSS




TE Part #6-1971773-2
PTL 1X2 PLUG HSG HIGH TEMP KEY B RED




TE Part #1-292230-2
1.5 MINI CT SGL V SMT W/BOSS 1




TE Part #1-292228-3
1.5 MINI CT SGL H SMT W/O BOSS



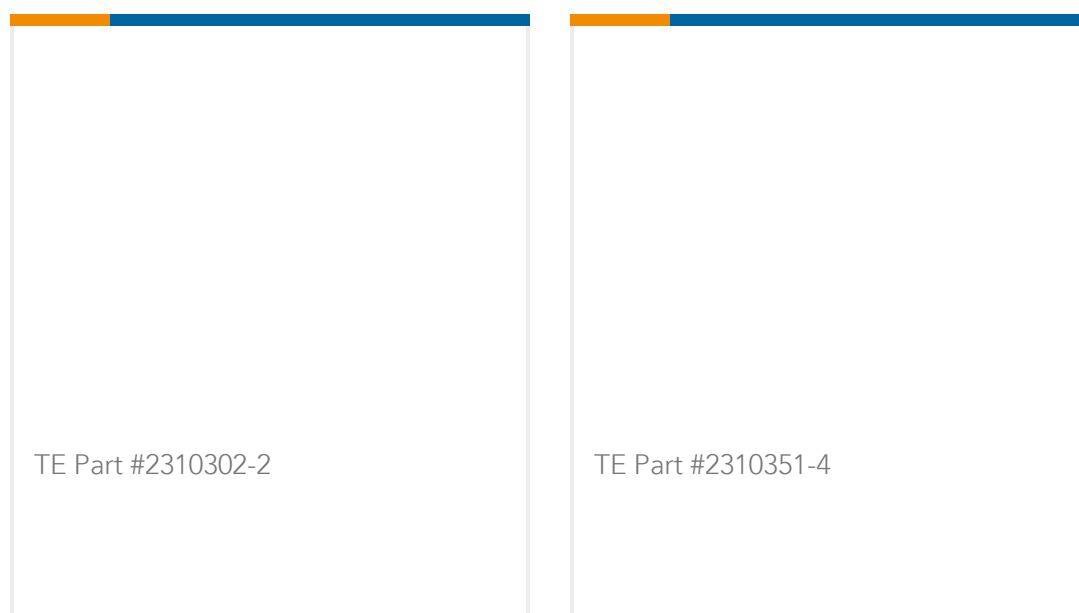
TE Part #1-2109006-1



TE Part #1-2109006-2



TE Part #1-2310351-4



Documents

Product Drawings

[HOLDER FOR CT DBL ROW CRIMP 8P](#)

English

CAD Files

[3D PDF](#)

3D

[Customer View Model](#)

[ENG_CVM_CVM_179472-8_B.2d_dxf.zip](#)

English

[Customer View Model](#)

[ENG_CVM_CVM_179472-8_B.3d_igs.zip](#)

English

[Customer View Model](#)

[ENG_CVM_CVM_179472-8_B.3d_stp.zip](#)

English

By downloading the CAD file I accept and agree to the [Terms and Conditions](#) of use.

Datasheets & Catalog Pages

[2.0MM_AMP_CT_CONNECTOR_SERIES_QUICK_REF_GUIDE](#)

English

Product Specifications

[Application Specification](#)

English

[Application Specification](#)

English

[Crimping AMP 2.0mm Pitch CT Receptacle Contact](#)

English

Product Environmental Compliance

[MD_179472-8_01032013635](#)

English

[MD_179472-8_01032013635](#)

English



[Agency Approvals](#)

[CSA Certificate](#)

English