



AMP | Sealed Sensor Connector SSC System

TE Internal #: 184334-1

Housing for Male Terminals, Wire-to-Device / Wire-to-Board / Wire-to-Wire, 4 Position, .197 in [5 mm] Centerline, Sealed Sensor Connector SSC System

[View on TE.com >](#)

Connectors > Automotive Connectors > Connector Housings



Connector & Housing Type: **Housing for Male Terminals**

Connector System: **Wire-to-Board, Wire-to-Device, Wire-to-Wire**

Number of Positions: **4**

Centerline (Pitch): **5 mm [ .197 in ]**

Sealable: **No**

**Features**

**Product Type Features**

Connector & Housing Shape	Rectangular
Connector & Housing Type	Housing for Male Terminals
Connector System	Wire-to-Board, Wire-to-Device, Wire-to-Wire
Sealable	No
Hybrid Connector	No
Primary Locking Feature	Integrated in Housing

**Configuration Features**

Number of Positions	4
Number of Rows	2

**Electrical Characteristics**

Operating Voltage	125 VAC
Nominal Voltage Architecture	12 V, 24 V, 42 V, 48 V, 80 V, 90 V, 125 V

**Body Features**

Cable Exit Angle	180°
Body Material	PA GF
Primary Product Color	Natural
Connector Code	H



### Contact Features

Contact Size	1.8mm
--------------	-------

### Mechanical Attachment

Mounting Feature	Without
Terminal Position Assurance	No
Strain Relief	Add By Accessory
Mating Alignment Type	Keyed
Mating Alignment	With
Connector Mounting Type	Cable Mount (Free-Hanging)

### Housing Features

Centerline (Pitch)	5 mm [.197 in]
--------------------	----------------

### Dimensions

Product Width	29.49 mm [1.161 in]
Product Length	19.6 mm [.77 in]
Product Height	36.5 mm [1.44 in]

### Usage Conditions

Operating Temperature (Max)	70 °C, 75 °C, 80 °C, 85 °C, 90 °C, 100 °C, 105 °C, 110 °C, 120 °C, 125 °C, 130 °C, 140 °C, 145 °C, 150 °C [158 °F] [167 °F] [176 °F] [185 °F] [194 °F] [212 °F] [221 °F] [230 °F] [248 °F] [257 °F] [266 °F] [284 °F] [293 °F] [302 °F]
Operating Temperature Range	-40 – 150 °C [-40 – 302 °F]

### Industry Standards

UL Flammability Rating	UL 94HB
------------------------	---------

### Packaging Features

Packaging Quantity	1000
Packaging Method	Package

### Other

Serviceable	Yes
Connector Position Assurance Capable	No

### Product Compliance

[For compliance documentation, visit the product page on TE.com>](#)











EU RoHS Directive 2011/65/EU	Compliant
EU ELV Directive 2000/53/EC	Compliant
China RoHS 2 Directive MIIT Order No 32, 2016	No Restricted Materials Above Threshold
EU REACH Regulation (EC) No. 1907/2006	Current ECHA Candidate List: JUNE 2022 (224) Candidate List Declared Against: JUNE 2022 (224) Does not contain REACH SVHC
Halogen Content	Low Halogen - Br, Cl, F, I < 900 ppm per homogenous material. Also BFR/CFR/PVC Free
Solder Process Capability	Not applicable for solder process capability

Product Compliance Disclaimer

This information is provided based on reasonable inquiry of our suppliers and represents our current actual knowledge based on the information they provided. This information is subject to change. The part numbers that TE has identified as EU RoHS compliant have a maximum concentration of 0.1% by weight in homogenous materials for lead, hexavalent chromium, mercury, PBB, PBDE, DBP, BBP, DEHP, DIBP, and 0.01% for cadmium, or qualify for an exemption to these limits as defined in the Annexes of Directive 2011/65/EU (RoHS2). Finished electrical and electronic equipment products will be CE marked as required by Directive 2011/65/EU. Components may not be CE marked. Additionally, the part numbers that TE has identified as EU ELV compliant have a maximum concentration of 0.1% by weight in homogenous materials for lead, hexavalent chromium, and mercury, and 0.01% for cadmium, or qualify for an exemption to these limits as defined in the Annexes of Directive 2000/53/EC (ELV). Regarding the REACH Regulation, the information TE provides on SVHC in articles for this part number is based on the latest European Chemicals Agency (ECHA) 'Guidance on requirements for substances in articles' posted at this URL: <https://echa.europa.eu/guidance-documents/guidance-on-reach>

## Compatible Parts

 <p>TE Part # CAT-EC7491-T273 Econoseal Receptacles and Tabs</p>	 <p>TE Part # 184141-1 WIRE SEAL,RUBBER,SENSOR,PURPLE, LIM</p>	 <p>TE Part # 184140-1 WIRE SEAL,RUBBER,SENSOR, ORANGE</p>	 <p>TE Part # 171631-2 070 TAB CONT GOLD</p>
 <p>TE Part # 184344-1 2X2 PLG ASY KEY A C3</p>	 <p>TE Part # 184248-1 2X2 PLG ASY KEY A C4</p>	 <p>TE Part # 184340-1 PLUG ASSY,2X2,CPA,W/O SLOT,CKT4 BLKD</p>	 <p>TE Part # 184030-3 RECPT, CONTACT 070, PTPPHBZ</p>



TE Part # 184030-1  
RECPT, CONTACT 070, AUPHBZ

TE Part # 184392-1  
2X2 PLG ASY, KEY A, W/O CPA C3

TE Part # 184346-1  
2X2 CAP ASY KEY A C3

TE Part # 184394-1  
2X2 PLG ASY W/RET W/O CPA C3-A

TE Part # 184288-1  
TRW E9DB-14A163-CA

TE Part # 184355-2  
2X2 CAP ASSEMBLY, B KEY, GRAY,

TE Part # 184095-1  
RECPT, CONTACT .070, AUPHBZ

TE Part # 184095-2  
RECPT, CONTACT .070, PTPPHBZ

TE Part # 184139-1  
WIRE SEAL,RUBBER,SENSOR,BLUE

TE Part # 184355-1  
2X2 CAP ASY KEY B C3

TE Part # 184373-2  
CONTACT, RECEPTACLE, .070 TYPE

TE Part # 184393-1  
2X2 PLG ASY KEY B W/O CPA C3

Also in the Series | Sealed Sensor Connector SSC System

Automotive Connector Caps & Covers (7)

Automotive Connector Locks & Position Assurance(6)

Automotive Housings(178)

Automotive Seals & Cavity Plugs(3)

Automotive Terminals(8)

Insertion & Extraction Tools(1)

Other Automotive Connector Accessories(7)

Customers Also Bought



TE Part #2334712-1  
MQS, CONNECTOR HOUSING



TE Part #1-2289731-0  
KIT, HOUSING, CPA, INLINE FEMALE, FAKRA



TE Part #1326028-6  
0.64MM FEMALE CONTACT,AU, 22AWG



TE Part #2035170-8  
CONTACT,FEMALE, 0.64, 0.35SQMM, CUNISI



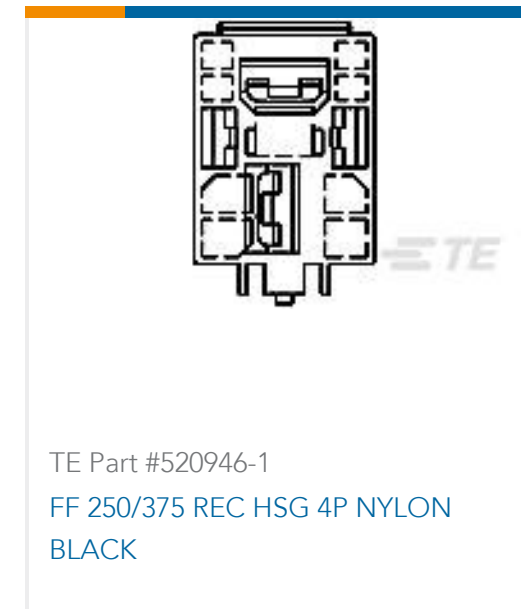
TE Part #2150483-2  
OCEAN\_2.0\_Applicator-E-055F



TE Part #2837916-1  
OCEAN-2.0-APPLICATOR-S-040F048O



TE Part #462547-5  
FLOATING SHEAR



TE Part #520946-1  
FF 250/375 REC HSG 4P NYLON BLACK

## Documents

### Product Drawings

#### 2X2 CAP ASY KEY H C4 NAT

English

### CAD Files

#### Customer View Model

[ENG\\_CVM\\_184334-1\\_E.3d\\_igs.zip](#)

English

#### Customer View Model

[ENG\\_CVM\\_184334-1\\_E.3d\\_stp.zip](#)

English

#### Customer View Model

[ENG\\_CVM\\_184334-1\\_E.2d\\_dxf.zip](#)

English

### 3D PDF

English

By downloading the CAD file I accept and agree to the [Terms and Conditions](#) of use.

### Datasheets & Catalog Pages

#### Sealed Sensor Connector (SSC) System

English

### Product Specifications

#### Application Specification

English