

Sensor Flat Contact System

TE Internal #: 1801155-5

Automotive Connector Caps & Covers, Cover - Cable Exit, Cable Exit Angle 180° (In-Line), Black, PA, Sensor Flat Contact System

[View on TE.com >](#)



Connectors > Automotive Connectors > Connector Accessories > Connector Caps & Covers



Protection & Strain Relief Accessory Type: **Cover - Cable Exit**

Cable Exit Angle: **180° (In-Line)**

Strain Relief: **With**

Primary Product Color: **Black**

Primary Product Material: **PA**

**Features**

**Product Type Features**

Protection & Strain Relief Accessory Type	Cover - Cable Exit
Connector System	Wire-to-Board, Wire-to-Device

**Configuration Features**

Number of Positions	2
---------------------	---

**Body Features**

Cable Exit Angle	180° (In-Line)
Primary Product Color	Black
Primary Product Material	PA

**Mechanical Attachment**

Strain Relief	With
---------------	------

**Dimensions**

Compatible Cable Bundle Diameter Range	6 mm [.236 in]
--	----------------

**Usage Conditions**

Operating Temperature (Max)	70 °C, 75 °C, 80 °C, 85 °C, 90 °C, 100 °C, 105 °C, 110 °C, 120 °C [158 °F][167 °F][176 °F][185 °F][194 °F][212 °F][221 °F][230 °F][248 °F]
Operating Temperature Range	-40 – 120 °C [-40 – 248 °F]

**Industry Standards**

--	--



UL Flammability Rating	UL 94HB
------------------------	---------

### Packaging Features

Packaging Method	Box
------------------	-----

### Other

Serviceable	Yes
-------------	-----

## Product Compliance

[For compliance documentation, visit the product page on TE.com>](#)

EU RoHS Directive 2011/65/EU	Compliant
------------------------------	-----------

EU ELV Directive 2000/53/EC	Compliant
-----------------------------	-----------

China RoHS 2 Directive MIIT Order No 32, 2016	No Restricted Materials Above Threshold
---	---

EU REACH Regulation (EC) No. 1907/2006	Current ECHA Candidate List: JUNE 2022 (224) Candidate List Declared Against: JUNE 2022 (224) Does not contain REACH SVHC
--	---

Halogen Content	Low Halogen - Br, Cl, F, I < 900 ppm per homogenous material. Also BFR/CFR/PVC Free
-----------------	---

Solder Process Capability	Not applicable for solder process capability
---------------------------	--

#### Product Compliance Disclaimer

This information is provided based on reasonable inquiry of our suppliers and represents our current actual knowledge based on the information they provided. This information is subject to change. The part numbers that TE has identified as EU RoHS compliant have a maximum concentration of 0.1% by weight in homogenous materials for lead, hexavalent chromium, mercury, PBB, PBDE, DBP, BBP, DEHP, DIBP, and 0.01% for cadmium, or qualify for an exemption to these limits as defined in the Annexes of Directive 2011/65/EU (RoHS2). Finished electrical and electronic equipment products will be CE marked as required by Directive 2011/65/EU. Components may not be CE marked. Additionally, the part numbers that TE has identified as EU ELV compliant have a maximum concentration of 0.1% by weight in homogenous materials for lead, hexavalent chromium, and mercury, and 0.01% for cadmium, or qualify for an exemption to these limits as defined in the Annexes of Directive 2000/53/EC (ELV). Regarding the REACH Regulation, the information TE provides on SVHC in articles for this part number is based on the latest European Chemicals Agency (ECHA) 'Guidance on requirements for substances in articles' posted at this URL: <https://echa.europa.eu/guidance-documents/guidance-on-reach>

## Compatible Parts




Also in the Series | **Sensor Flat Contact System**



Automotive Connector Caps &amp; Covers (12)



Automotive Housings(56)

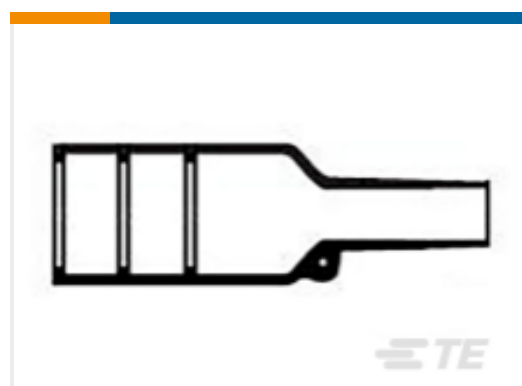
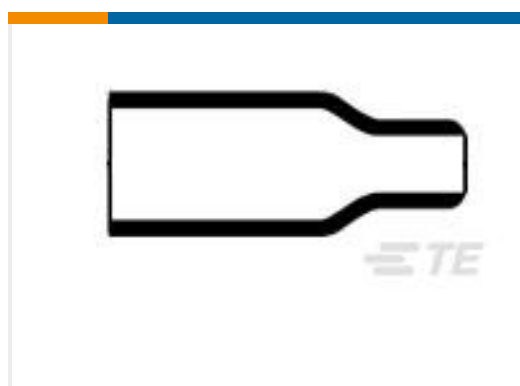
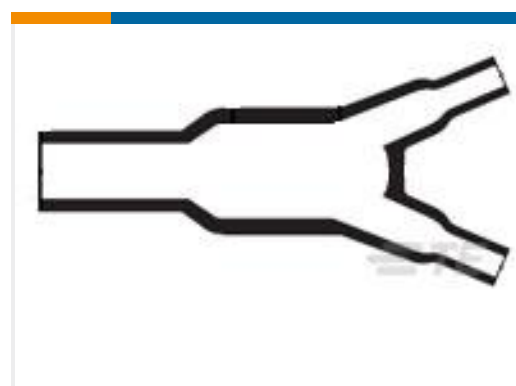
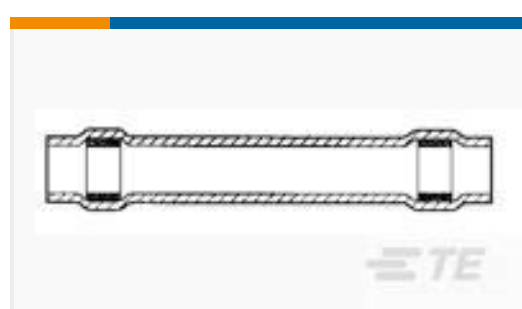



Automotive Terminals(23)



Insertion &amp; Extraction Tools(7)

## Customers Also Bought

TE Part #631516-000  
Bulbous Heat Shrink Boots: Lipped, StraightTE Part #727361-000  
202A111-25/225-0TE Part #1-1564526-1  
18POS,TAB 1.6X0.6,TAB HSG,ASSYTE Part #820192-000  
382A012-25-0TE Part #650074-000  
D-436-36TE Part #2133708-1  
PIN HEADER 80P WITH PIN GUIDE

## Documents

### Product Drawings

#### COVER FOR 2W HP CONNECTOR

English

### CAD Files

#### Customer View Model

[ENG\\_CVM\\_CVM\\_1801155-5\\_C.2d\\_dxf.zip](#)

English

#### 3D PDF

3D

#### Customer View Model

[ENG\\_CVM\\_CVM\\_1801155-5\\_C.3d\\_igs.zip](#)

English

#### Customer View Model

[ENG\\_CVM\\_CVM\\_1801155-5\\_C.3d\\_stp.zip](#)

English

By downloading the CAD file I accept and agree to the [Terms and Conditions](#) of use.



---

**Product Specifications**

**Application Specification**

English

---

**Instruction Sheets**

**Instruction Sheet (non U.S.)**

English