




GRACE INERTIA 9.0

TE Internal #: 1903414-1
Rectangular Power Connectors, Housing, Plug, Wire-to-Board, 3
Position, .354 in [9 mm] Centerline, Wire & Cable, UL 94V-0, GRACE
INERTIA 9.0

[View on TE.com >](#)

Connectors > Power Connectors > Rectangular Power > Rectangular Power Connectors > Glow Wire GRACE INERTIA Plug



Rectangular Power Connector Type: **Housing**
Connector & Housing Type: **Plug**
Connector System: **Wire-to-Board**
Number of Positions: **3**
Centerline (Pitch): **9 mm [.354 in]**

[All Glow Wire GRACE INERTIA Plug \(79\)](#)

Features

Product Type Features

Rectangular Power Connector Type	Housing
Connector & Housing Type	Plug
Connector System	Wire-to-Board
Sealable	No
Connector & Contact Terminates To	Wire & Cable

Configuration Features

Number of Positions	3
Number of Power Positions	3
Number of Signal Positions	0
Number of Rows	1

Electrical Characteristics

Operating Voltage	600 VDC
-------------------	---------



Contact Features

Contact Layout	Inline
Contact Base Material	Copper Alloy
Contact Current Rating (Max)	20 A
Contact Retention Within Housing	With
Contact Type	Receptacle
Contact Mating Area Plating Material	Tin
Contact Mating Area Plating Material Thickness	.8 μm[31.5 μin]

Termination Features

Termination Method to Wire & Cable	Crimp
------------------------------------	-------

Mechanical Attachment

Strain Relief	Without
Mating Alignment Type	Polarization
Mating Alignment	With
Panel Mount Feature	Without
PCB Mount Retention	Without
Connector Mounting Type	Cable Mount (Free-Hanging)
Mating Retention	With
Mating Retention Type	Latch, Locking Latch

Housing Features

Centerline (Pitch)	9 mm[.354 in]
Housing Color	Natural
Housing Material	Nylon 6/6 GF

Dimensions

Wire Size	2427 – 7144 CMA
Height	10.4 mm[.41 in]
Length	26.4 mm[1.038 in]

Usage Conditions

Operating Temperature Range	-40 – 105 °C[-40 – 221 °F]
-----------------------------	----------------------------

Operation/Application

Circuit Application	Power
---------------------	-------

Industry Standards



UL Flammability Rating	UL 94V-0
Glow Wire Rating	GWT 750°C (Without Flame)

Packaging Features

Packaging Method	Bag
Packaging Quantity	100

Other

For Use With	Header Assembly : 1903415-1
--------------	-----------------------------

Product Compliance

For compliance documentation, visit the product page on TE.com>

EU RoHS Directive 2011/65/EU	Compliant
EU ELV Directive 2000/53/EC	Compliant
China RoHS 2 Directive MIIT Order No 32, 2016	No Restricted Materials Above Threshold
EU REACH Regulation (EC) No. 1907/2006	Current ECHA Candidate List: JUNE 2022 (224) Candidate List Declared Against: JAN 2022 (223) SVHC > Threshold: Not Yet Reviewed
Halogen Content	Not Low Halogen - contains Br or Cl > 900 ppm.
Solder Process Capability	Not applicable for solder process capability

Product Compliance Disclaimer


This information is provided based on reasonable inquiry of our suppliers and represents our current actual knowledge based on the information they provided. This information is subject to change. The part numbers that TE has identified as EU RoHS compliant have a maximum concentration of 0.1% by weight in homogenous materials for lead, hexavalent chromium, mercury, PBB, PBDE, DBP, BBP, DEHP, DIBP, and 0.01% for cadmium, or qualify for an exemption to these limits as defined in the Annexes of Directive 2011/65/EU (RoHS2). Finished electrical and electronic equipment products will be CE marked as required by Directive 2011/65/EU. Components may not be CE marked. Additionally, the part numbers that TE has identified as EU ELV compliant have a maximum concentration of 0.1% by weight in homogenous materials for lead, hexavalent chromium, and mercury, and 0.01% for cadmium, or qualify for an exemption to these limits as defined in the Annexes of Directive 2000/53/EC (ELV). Regarding the REACH Regulation, the information TE provides on SVHC in articles for this part number is based on the latest European Chemicals Agency (ECHA) 'Guidance on requirements for substances in articles' posted at this URL: <https://echa.europa.eu/guidance-documents/guidance-on-reach>

Compatible Parts

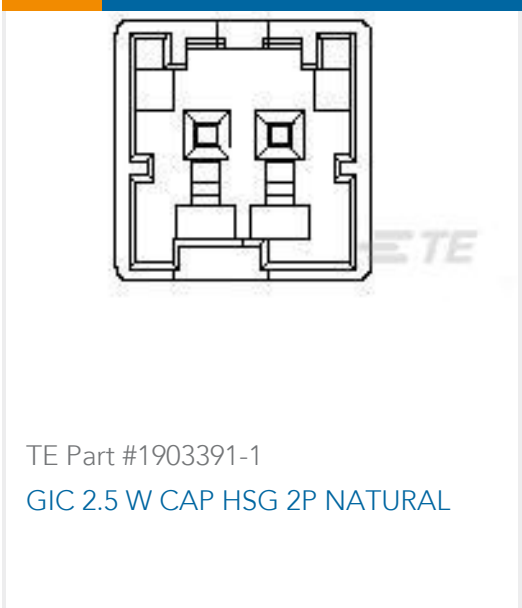
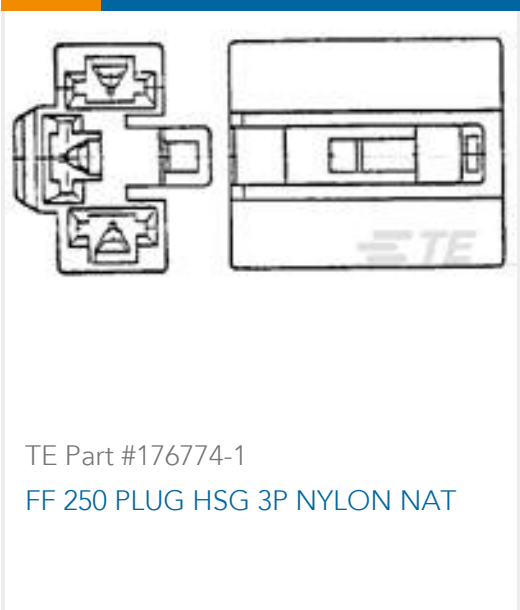


Also in the Series

GRACE INERTIA 9.0



Customers Also Bought



Documents

Product Drawings

GHC 9.0 3POS PLUG HSG

English

CAD Files

3D PDF

3D



Customer View Model

[ENG_CVM_CVM_1903414-1_K.2d_dxf.zip](#)

English

Customer View Model

[ENG_CVM_CVM_1903414-1_K.3d_igs.zip](#)

English

Customer View Model

[ENG_CVM_CVM_1903414-1_K.3d_stp.zip](#)

English

By downloading the CAD file I accept and agree to the [Terms and Conditions](#) of use.

Datasheets & Catalog Pages

[1-1773883-5 GRACE INERTIA connector quick reference guide](#)

English

Product Specifications

[Application Specification](#)

English

Product Environmental Compliance

[MD_1903414-1_09182015323_dmtec](#)

English

[MD_1903414-1_09182015323_dmtec](#)

English

Agency Approvals

[UL Report](#)

English