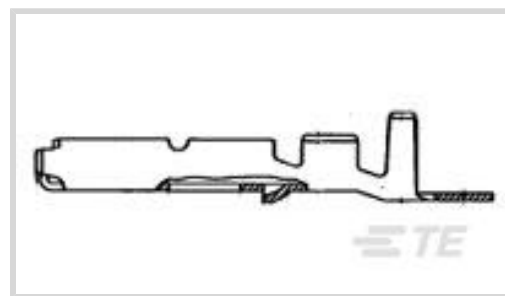




Terminals & Splices > Automotive Terminals

Terminal Type: **Receptacle**Mating Tab Width: **3 mm [.118 in]**Mating Tab Thickness: **.65 mm [.025 in]**Terminal Transmits: **0 – 24 A (Low Power)**Wire Size: **22 – 18 AWG**

Features

Product Type Features

Receptacle Style	180°
Sealable	No

Contact Features

Crimp Type	F-Crimp
Terminal Type	Receptacle
Mating Tab Width	3 mm [.118 in]
Mating Tab Thickness	.65 mm [.025 in]
Interface Plating	Tin (Sn)
Contact Termination Area Plating Material	Tin (Sn)

Termination Features

Termination Method to Wire & Cable	Crimp
Product Terminates To	Wire

Dimensions

Wire Size	.3 – .85 mm ²
Wire Size Search	18 AWG, 19 AWG, 20 AWG, 21 AWG, 22 AWG
Wire Insulation Diameter	1.5 – 2.6 mm [.059 – .102 in]

Usage Conditions

Insulation Option	Uninsulated
-------------------	-------------

Operating Temperature (Max)	80 °C, 85 °C, 90 °C, 100 °C, 105 °C[176 °F] [185 °F][194 °F][212 °F][221 °F]
-----------------------------	---

Operating Temperature Range	-30 – 105 °C[-22 – 221 °F]
-----------------------------	----------------------------

Packaging Features

Packaging Method	Reel
------------------	------

Packaging Quantity	4000
--------------------	------

Other

Terminal Transmits	0 – 24 A (Low Power)
--------------------	----------------------

Product Compliance

[For compliance documentation, visit the product page on TE.com>](#)

EU RoHS Directive 2011/65/EU	Compliant
------------------------------	-----------

EU ELV Directive 2000/53/EC	Compliant
-----------------------------	-----------

China RoHS 2 Directive MIIT Order No 32, 2016	No Restricted Materials Above Threshold
---	---

EU REACH Regulation (EC) No. 1907/2006	Current ECHA Candidate List: JUNE 2022 (224) Candidate List Declared Against: JAN 2022 (223) SVHC > Threshold: Not Yet Reviewed
--	--


Halogen Content	Low Halogen - Br, Cl, F, I < 900 ppm per homogenous material. Also BFR/CFR/PVC Free
-----------------	---

Solder Process Capability	Not applicable for solder process capability
---------------------------	--

Product Compliance Disclaimer

This information is provided based on reasonable inquiry of our suppliers and represents our current actual knowledge based on the information they provided. This information is subject to change. The part numbers that TE has identified as EU RoHS compliant have a maximum concentration of 0.1% by weight in homogenous materials for lead, hexavalent chromium, mercury, PBB, PBDE, DBP, BBP, DEHP, DIBP, and 0.01% for cadmium, or qualify for an exemption to these limits as defined in the Annexes of Directive 2011/65/EU (RoHS2). Finished electrical and electronic equipment products will be CE marked as required by Directive 2011/65/EU. Components may not be CE marked. Additionally, the part numbers that TE has identified as EU ELV compliant have a maximum concentration of 0.1% by weight in homogenous materials for lead, hexavalent chromium, and mercury, and 0.01% for cadmium, or qualify for an exemption to these limits as defined in the Annexes of Directive 2000/53/EC (ELV). Regarding the REACH Regulation, the information TE provides on SVHC in articles for this part number is based on the latest European Chemicals Agency (ECHA) 'Guidance on requirements for substances in articles' posted at this URL: <https://echa.europa.eu/guidance-documents/guidance-on-reach>

Also in the Series | [Mark II](#)



Automotive Housings(5)


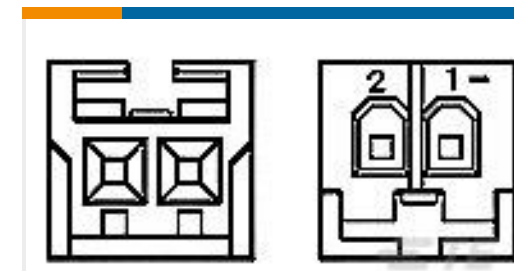


Automotive Terminals(22)



Insertion & Extraction Tools(2)

Customers Also Bought

TE Part #5-1376492-4
2.5 SMC HDR 4POS WHITE TAPETE Part #1-640643-4
14P MTA156 COVER F/TTE Part #176292-6
UNIV POWER CAP HSG 2P P/MOUNTTE Part #2-172486-2
2P REC HSG CRIMP EI SER BLACKTE Part #2-2151119-1
OCEAN_2.0_APPLICATOR-S-100F110FTE Part #2-2151240-1
OCEAN_2.0_APPLICATOR-S-055F075FTE Part #2-2266289-1
OCEAN_2.0_Applicator-S-110F140FTE Part #2232567-1
GIC 2.5 W CAP HSG 2P NATURALTE Part #2367817-2
DYNAMIC D1000 SL REC CONT M
SIZE Au0.2TE Part #4-2366600-2
DYNAMIC D1000 SLIM TAB HSG 12P
Y KEY

Documents

Product Drawings

MIC MARK-2 B TYPE CONTACT

Japanese

CAD Files

3D PDF

3D

Customer View Model

ENG_CVM_CVM_172775-4_T.2d_dxf.zip



English

Customer View Model

[ENG_CVM_CVM_172775-4_T.3d_igs.zip](#)

English

Customer View Model

[ENG_CVM_CVM_172775-4_T.3d_stp.zip](#)

English

By downloading the CAD file I accept and agree to the [Terms and Conditions](#) of use.

Product Specifications

Application Specification

English

[Crimping Multi-Interlock \(MIC\) Conn. Mark II, Rec. Contact](#)

English

Instruction Sheets

Instruction Sheet (non U.S.)

English

[Multi-Interlock Mark II Contact From Plug & Cap HSG](#)

English