

# PCB connector - SPC 16/ 3-ST-10,16GY7031BDRB+ - 1710000

Please be informed that the data shown in this PDF Document is generated from our Online Catalog. Please find the complete data in the user's documentation. Our General Terms of Use for Downloads are valid (<http://phoenixcontact.com/download>)



PCB connector, nominal cross section: 16 mm<sup>2</sup>, color: blue grey, nominal current: 76 A, rated voltage (III/2): 1000 V, contact surface: Silver, type of contact: Female connector, Number of potentials: 3, Number of rows: 1, Number of positions per row: 3, number of connections: 3, product range: SPC 16/...-ST, pitch: 10.16 mm, connection method: Push-in spring connection, conductor/PCB connection direction: 0 °, Stecksystem: POWER COMBICON 16, Locking: without, type of packaging: packed in cardboard


The figure shows a 5-pos. version of the product

## Your advantages

- Time saving push-in connection, tools not required
- Defined contact force ensures that contact remains stable over the long term
- Clamping space opened by means of fixed screwdriver enables convenient conductor connection
- Integrated double steel spring provides additional safety in the event of temperature and power fluctuations
- Optimized for tight installation situations: operation and conductor connection from one direction



## Key Commercial Data

Packing unit	50 pc
GTIN	 4 055626 128030
GTIN	4055626128030

## Technical data

### Item properties

Brief article description	PCB connector
Plug-in system	POWER COMBICON 16
Type of contact	Female connector
Range of articles	SPC 16/...-ST
Pitch	10.16 mm
Number of positions	3
Number of levels	1
Number of connections	3
Number of potentials	3

# PCB connector - SPC 16/ 3-ST-10,16GY7031BDRB+ - 1710000

## Technical data

### Electrical parameters

Nominal current	76 A
Nom. voltage	1000 V
Rated voltage	1000 V
Rated voltage (III/2)	1000 V
Rated voltage (II/2)	1000 V
Rated surge voltage (III/3)	8 kV
Rated surge voltage (III/2)	8 kV
Rated surge voltage (II/2)	6 kV

### Connection capacity

Connection method	Push-in spring connection
pluggable	Yes
Conductor cross section solid	0.75 mm <sup>2</sup> ... 16 mm <sup>2</sup>
Conductor cross section flexible	0.75 mm <sup>2</sup> ... 16 mm <sup>2</sup>
Conductor cross section AWG / kcmil	18 ... 4
Conductor cross section flexible, with ferrule without plastic sleeve	0.75 mm <sup>2</sup> ... 16 mm <sup>2</sup>
Conductor cross section, flexible, with ferrule, with plastic sleeve	0.75 mm <sup>2</sup> ... 10 mm <sup>2</sup>
2 conductors with the same cross section, flexible, with TWIN ferrule with plastic sleeve	0.75 mm <sup>2</sup> ... 4 mm <sup>2</sup>
Cylindrical gauge a x b / diameter	4.3 mm x 4.0 mm / 5.4 mm
Stripping length	18 mm

### Material data - contact

Note	WEEE/RoHS-compliant, free of whiskers according to IEC 60068-2-82/ JEDEC JESD 201
Contact material	Cu alloy
Surface characteristics	Silver-plated strip
Metal surface terminal point (top layer)	Silver (4 - 8 µm Ag)
Metal surface contact area (top layer)	Silver (4 - 8 µm Ag)

### Material data - housing

Housing color	blue grey (7031)
Insulating material	PA
Insulating material group	I
CTI according to IEC 60112	600
Flammability rating according to UL 94	V0
Glow wire flammability index GWFI according to EN 60695-2-12	850
Glow wire ignition temperature GWIT according to EN 60695-2-13	775
Temperature for the ball pressure test according to EN 60695-10-2	125 °C

### Dimensions for the product

Caption	Schematische Abbildung - weitere Details siehe Produktfamilienzeichnung im Download Center
Length [ l ]	44.5 mm

# PCB connector - SPC 16/ 3-ST-10,16GY7031BDRB+ - 1710000

## Technical data

### Dimensions for the product

Width [ w ]	30.48 mm
Height [ h ]	25.1 mm
Pitch	10.16 mm
Height (without solder pin)	25.1 mm

### Packaging information

Type of packaging	packed in cardboard
Pieces per package	50
Denomination packing units	Pcs.

### General product information

Note	In accordance with IEC 61984, COMBICON connectors have no switching power (COC). During designated use, they must not be plugged in or disconnected when carrying voltage or under load.
------	--

### Ambient conditions

Ambient temperature (storage/transport)	-40 °C ... 70 °C
Ambient temperature (assembly)	-5 °C ... 100 °C
Ambient temperature (operation)	-40 °C ... 100 °C (dependent on the derating curve)

### Air clearances and creepage distances

Clearances and creepage distances	IEC 60664-1:2007-04
Specification	IEC 60664-1:2007-04
Minimum clearance - inhomogeneous field (III/3)	8 mm
Minimum clearance - inhomogeneous field (III/2)	8 mm
Minimum clearance - inhomogeneous field (II/2)	5.5 mm
Minimum creepage distance value (III/3)	12.5 mm
Minimum creepage distance value (III/2)	5 mm
Minimum creepage distance value (II/2)	5 mm

### Environmental Product Compliance

China RoHS	Environmentally friendly use period: unlimited = EFUP-e
	No hazardous substances above threshold values

## Classifications

### eCl@ss

eCl@ss 10.0.1	27440309
eCl@ss 11.0	27460202
eCl@ss 4.0	27260700
eCl@ss 4.1	27260700
eCl@ss 5.0	27260700
eCl@ss 5.1	27260700
eCl@ss 6.0	27260700

# PCB connector - SPC 16/ 3-ST-10,16GY7031BDRB+ - 1710000

## Classifications

### eCl@ss

eCl@ss 7.0	27440309
eCl@ss 8.0	27440309
eCl@ss 9.0	27440309

### ETIM

ETIM 5.0	EC002638
ETIM 6.0	EC002638
ETIM 7.0	EC002638

### UNSPSC

UNSPSC 13.2	39121409
UNSPSC 18.0	39121409
UNSPSC 19.0	39121409
UNSPSC 20.0	39121409
UNSPSC 21.0	39121409

## Approvals

### Approvals

#### Approvals

IECEE CB Scheme / SEV / EAC / cULus Recognized

#### Ex Approvals

### Approval details


IECEE CB Scheme		<a href="http://www.iecee.org/">http://www.iecee.org/</a>	CH-10653-M1
Nominal voltage UN	1000 V		
Nominal current IN	76 A		
mm <sup>2</sup> /AWG/kcmil	16		


SEV		<a href="https://www.eurofins.ch/de/">https://www.eurofins.ch/de/</a>	IK-4468-M1
Nominal voltage UN	1000 V		

# PCB connector - SPC 16/ 3-ST-10,16GY7031BDRB+ - 1710000

## Approvals

Nominal current IN	76 A
mm <sup>2</sup> /AWG/kcmil	16

EAC		B.01687
-----	---	---------

cULus Recognized		<a href="http://database.ul.com/cgi-bin/XYV/template/LISEXT/1FRAME/index.htm">http://database.ul.com/cgi-bin/XYV/template/LISEXT/1FRAME/index.htm</a>	E60425-20040202
	B	C	
Nominal voltage UN	600 V	600 V	
Nominal current IN	66 A	66 A	
mm <sup>2</sup> /AWG/kcmil	20-4	20-4	

Phoenix Contact 2020 © - all rights reserved  
<http://www.phoenixcontact.com>

PHOENIX CONTACT GmbH & Co. KG  
Flachsmarktstr. 8  
32825 Blomberg  
Germany  
Tel. +49 5235 300  
Fax +49 5235 3 41200  
<http://www.phoenixcontact.com>