

175023-1 ✓ ACTIVE

[Positive Lock](#) | [Positive Lock 250](#)

TE Internal #: 175023-1

Quick Disconnects, Receptacle, 18 – 14 AWG Wire Size, .82 – 2.08 mm² Wire Size, Mating Tab Width .25 in [6.35 mm], Straight, Brass, Positive Lock 250

[View on TE.com >](#)



Terminals & Splices > Quick Disconnects



Quick Disconnect Terminal Type: **Receptacle**

Wire Size: **.82 – 2.08 mm²**

Mating Tab Width: **6.35 mm [.25 in]**

Mating Tab Thickness: **.81 mm [.032 in]**

Features

Product Type Features

Terminates To	Wire & Cable
Wire Stop	No
Wire/Cable Type	Regular Wire
Insertion Force	Low
Sealable	No

Configuration Features

Connection Capacity	Single
---------------------	--------

Contact Features

Quick Disconnect Terminal Type	Receptacle
Mating Tab Width	6.35 mm[.25 in]
Mating Tab Thickness	.81 mm[.032 in]
Terminal Orientation	Straight
Contact Base Material	Brass
Terminal Plating Material	Pre-Tin
Crimp Type	F-Crimp



Barrel Type	Open
-------------	------

Mechanical Attachment

Mating Retention Type	Dimple
Extraction Force	7 – 100 Newton
Wire Insulation Support	With

Dimensions

Accepts Wire Insulation Diameter Range	2.21 – 3.4 mm [.087 – .134 in]
Overall Length	21.2 mm [.834 in]
Receptacle Terminal Stock Thickness	.41 mm [.016 in]
Wire Size	.82 – 2.08 mm ²

Usage Conditions

Insulation Option	Fully Insulated
Operating Temperature Range	-40 – 110 °C [-40 – 230 °F]

Industry Standards

UL Rating	Recognized
-----------	------------

Packaging Features

Packaging Quantity	1000
Packaging Method	Loose Piece/Carton

Product Compliance












[For compliance documentation, visit the product page on TE.com>](#)

EU RoHS Directive 2011/65/EU	Compliant
EU ELV Directive 2000/53/EC	Compliant
China RoHS 2 Directive MIIT Order No 32, 2016	No Restricted Materials Above Threshold
EU REACH Regulation (EC) No. 1907/2006	Current ECHA Candidate List: JUNE 2022 (224) Candidate List Declared Against: JAN 2022 (223) SVHC > Threshold: Not Yet Reviewed
Halogen Content	Low Halogen - Br, Cl, F, I < 900 ppm per homogenous material. Also BFR/CFR/PVC Free
Solder Process Capability	Not applicable for solder process capability


Product Compliance Disclaimer

This information is provided based on reasonable inquiry of our suppliers and represents our current actual knowledge based on the information they provided. This information is subject to change. The part numbers that TE has identified as EU RoHS compliant have a maximum concentration of 0.1% by weight in homogenous materials for lead, hexavalent chromium, mercury, PBB, PBDE, DBP, BBP, DEHP, DIBP, and 0.01% for cadmium, or qualify for an exemption to these limits as defined in the Annexes of Directive 2011/65/EU (RoHS2). Finished electrical and electronic equipment products will be CE marked as required by Directive 2011/65/EU. Components may not be CE marked. Additionally, the part numbers that TE has identified as EU ELV compliant have a maximum concentration of 0.1% by weight in homogenous materials for lead, hexavalent chromium, and mercury, and 0.01% for cadmium, or qualify for an exemption to these limits as defined in the Annexes of Directive 2000/53/EC (ELV). Regarding the REACH Regulation, the information TE provides on SVHC in articles for this part number is based on the latest European Chemicals Agency (ECHA) 'Guidance on requirements for substances in articles' posted at this URL: <https://echa.europa.eu/guidance-documents/guidance-on-reach>

Compatible Parts

 <p>TE Part # 2232343-1 250 PL EX FLAG REC. 18-12AWG PTBR</p>	 <p>TE Part # 175022-2 250 POSITIVE REC EX MK-2</p>	 <p>TE Part # 2232343-2 250 PL EX FLAG REC. 18-12AWG PTBR FLAT</p>	 <p>TE Part # 2376579-2 250 FASTON PCB TAB TPBR</p>
 <p>TE Part # 2376582-2 250 FASTON PCB TAB TPBR</p>	 <p>TE Part # 2376591-2 250 FASTON PCB TAB TPBR</p>	 <p>TE Part # 2376595-2 250 FASTON PCB TAB TPBR</p>	 <p>TE Part # 174817-1 POSITIVE LOCK 250 (6.3 MM) SLEEVE</p>
 <p>TE Part # 174817-2 250 sleeve PL YELLOW transparent</p>	 <p>TE Part # 234619-1 DAHT P L EX & EX II 18-14 ASSY</p>	 <p>TE Part # 2376591-3 250 FASTON PCB TAB TPBR LP</p>	

Also in the Series | **Positive Lock 250**



Automotive Terminals(1)



Crimp Terminal Housings(203)



Insertion & Extraction Tools(3)



Insulation Boots & Sleeves(4)



Quick Disconnects(189)


Customers Also Bought



TE Part #2-316132-3
Header Assembly: Wire-to-Board, 15A, gold or tin plated



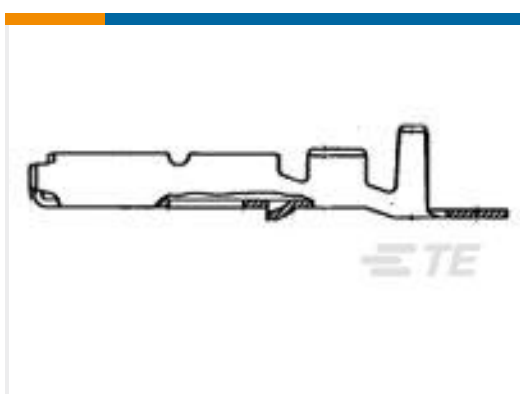
TE Part #178323-3
Header Assembly: Wire-to-Board, 15A, gold or tin plated



TE Part #1742086-2
187 FASTON, FLAG, REC., 18-22 AWG, TPBR



TE Part #1-178802-5
DYNAMIC3100S TAB HSG 5P PM X-K



TE Part #172774-4
MIC MK-II LP



TE Part #3-170823-8

Documents

Product Drawings

[PL 250 RECEPTACLE 18-14 AWG PTBR](#)

English

CAD Files

[3D PDF](#)

[3D](#)

[Customer View Model](#)

[ENG_CVM_CVM_175023-1_O.2d_dxf.zip](#)



English

Customer View Model

[ENG_CVM_CVM_175023-1_O.3d_igs.zip](#)

English

Customer View Model

[ENG_CVM_CVM_175023-1_O.3d_stp.zip](#)

English

By downloading the CAD file I accept and agree to the [Terms and Conditions](#) of use.

Product Specifications

[Positive Lock Mk-III .250 Series](#)

English

[Product Specification](#)

English

Instruction Sheets

[Instruction Sheet \(non U.S.\)](#)

English

[POSITIVE LOCK EX CONTACT](#)

English