

1742361-1 ✓ ACTIVE

FASTON | FASTON 187

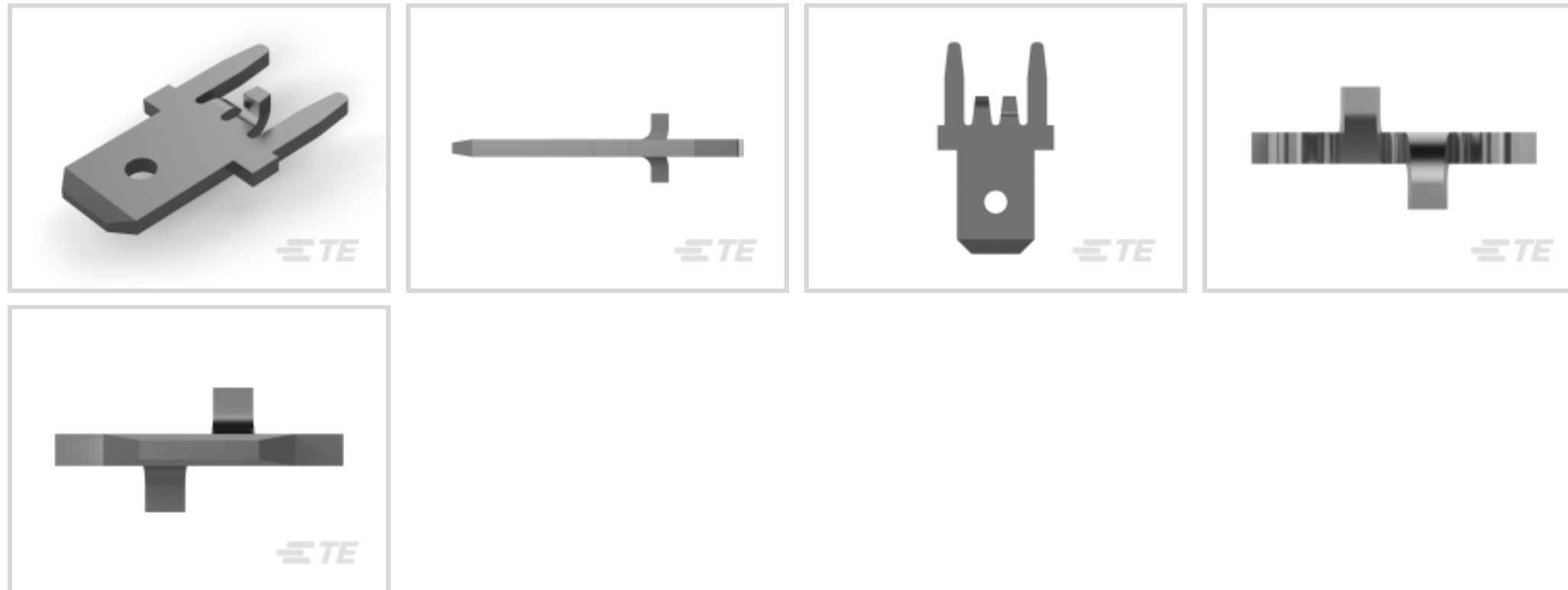
TE Internal #: 1742361-1

PCB Terminals, Tab, Mating Tab Width 4.75 mm [.187 in], PCB Hole Diameter 1.32 mm [.052 in], Through Hole - Solder, Tin Plating, Brass, FASTON 187

[View on TE.com >](#)



Terminals & Splices > PCB Terminals



PCB Terminal Type: **Tab**

PCB Thickness (Recommended): 1.57 – 2.36 mm [.062 – .093 in]

Mating Tab Width: 4.75 mm [.187 in]

Mating Tab Thickness: .81 mm [.032 in]

PCB Hole Diameter: 1.32 mm [.052 in]

## Features

### Configuration Features

Stud Hole	Yes
Terminal Angle	180 °

### Contact Features

Contact Plating Material	Tin
PCB Terminal Type	Tab
Mating Tab Width	4.75 mm [.187 in]
Mating Tab Thickness	.81 mm [.032 in]
Terminal Plating Material	Tin
Contact Underplating Material	Brass
Terminal Size	4.75
Terminal Orientation	Straight

### Termination Features

Termination Method to Printed Circuit Board	Through Hole - Solder
Product Terminates To	Printed Circuit Board



### Mechanical Attachment

Wire Insulation Support	With
-------------------------	------

### Dimensions

Extension Below Board	5.08 mm[.2 in]
Receptacle Terminal Stock Thickness	.81 mm[.032 in]
Stud Diameter	1.4 mm[.055 in]
PCB Thickness (Recommended)	1.57 – 2.36 mm[.062 – .093 in]
PCB Hole Diameter	1.32 mm[.052 in]
Profile Height from PCB	7.84 mm[.312 in]

### Usage Conditions

Insulation Option	Uninsulated
Operating Temperature Range	-30 – 110 °C[-22 – 230 °F]

### Packaging Features

Packaging Quantity	12000
Packaging Method	Reel

### Product Compliance

[For compliance documentation, visit the product page on TE.com>](#)












EU RoHS Directive 2011/65/EU	Compliant
EU ELV Directive 2000/53/EC	Compliant
China RoHS 2 Directive MIIT Order No 32, 2016	No Restricted Materials Above Threshold
EU REACH Regulation (EC) No. 1907/2006	Current ECHA Candidate List: JUNE 2022 (224) Candidate List Declared Against: JAN 2022 (223) SVHC > Threshold: Not Yet Reviewed
Halogen Content	Low Halogen - Br, Cl, F, I < 900 ppm per homogenous material. Also BFR/CFR/PVC Free
Solder Process Capability	Not applicable for solder process capability

#### Product Compliance Disclaimer





This information is provided based on reasonable inquiry of our suppliers and represents our current actual knowledge based on the information they provided. This information is subject to change. The part numbers that TE has identified as EU RoHS compliant have a maximum concentration of 0.1% by weight in homogenous materials for lead, hexavalent chromium, mercury, PBB, PBDE, DBP, BBP, DEHP, DIBP, and 0.01% for cadmium, or qualify for an exemption to these

limits as defined in the Annexes of Directive 2011/65/EU (RoHS2). Finished electrical and electronic equipment products will be CE marked as required by Directive 2011/65/EU. Components may not be CE marked. Additionally, the part numbers that TE has identified as EU ELV compliant have a maximum concentration of 0.1% by weight in homogenous materials for lead, hexavalent chromium, and mercury, and 0.01% for cadmium, or qualify for an exemption to these limits as defined in the Annexes of Directive 2000/53/EC (ELV). Regarding the REACH Regulation, the information TE provides on SVHC in articles for this part number is based on the latest European Chemicals Agency (ECHA) 'Guidance on requirements for substances in articles' posted at this URL: <https://echa.europa.eu/guidance-documents/guidance-on-reach>

## Compatible Parts

 <p>TE Part # 63525-1 187 FASTON TAB TPBR</p>	 <p>TE Part # 1217124-1 187 FASTON,PCB TAB,TNBR</p>	 <p>TE Part # 1217133-1 187 FASTON,PCB TAB,TNBR</p>	 <p>TE Part # 63862-1 250 FASTON TAB TPBR</p>
 <p>TE Part # 1217125-1 250 FASTON,PCB TAB,TPBR</p>	 <p>TE Part # 63823-1 187 FASTON TAB TPBR</p>	 <p>TE Part # 1217126-1 250 FASTON,PCB TAB,TPBR</p>	 <p>TE Part # 1217539-1 250 FASTON,PCB TAB,TCBR</p>
 <p>TE Part # 63603-1 187 FASTON TAB TPBR</p>	 <p>TE Part # 1217124-3 187 FASTON,PCB TAB,TNBR</p>	 <p>TE Part # 1742646-2 187 FASTON,TAB,PCB,TPBR</p>	 <p>TE Part # 1217133-4 187 FASTON,PCB TAB,TNBR</p>

## Also in the Series | FASTON 187

 <p>Crimp Terminal Housings(41)</p>	 <p>Insertion &amp; Extraction Tools(1)</p>	 <p>Joints &amp; Splices(1)</p>	 <p>PCB Terminals(48)</p>
--	--	--	--



Quick Disconnects(214)

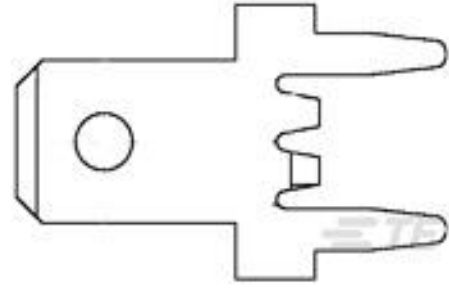


Splices(1)

## Customers Also Bought



TE Part #10202002-00  
PRESS XDCR M5600-000005-01KPG



TE Part #63860-1  
187 FASTON TAB TPBR



TE Part #643426-1  
09P UMNL SOK HDR ASSY POL 94VO



TE Part #1-1393194-9  
T77V1D10-12



TE Part #61137-1  
.093 PCB PIN .0126 PTP PH/BZ



TE Part #829261-8  
HD FEMALE SCREWLOCK



TE Part #2-1393194-1  
T77V1D10-24



TE Part #63824-1  
250 FASTON TAB TPBR



TE Part #1977389-1  
1Dual SP4T slide switch with cover

## Documents

### Product Drawings

187 FASTON,PCB TAB,TPBR

English

### CAD Files

3D PDF

3D

### Customer View Model

ENG\_CVM\_CVM\_1742361-1\_B\_c-1742361-1-b.2d\_dxf.zip



English

**Customer View Model**

[ENG\\_CVM\\_CVM\\_1742361-1\\_B\\_c-1742361-1-b.3d\\_igs.zip](#)

English

**Customer View Model**

[ENG\\_CVM\\_CVM\\_1742361-1\\_B\\_c-1742361-1-b.3d\\_stp.zip](#)

English

By downloading the CAD file I accept and agree to the [Terms and Conditions](#) of use.

---

**Datasheets & Catalog Pages**

[FASTON PCB Tabs and Receptacles](#)

English

[PRINTED CIRCUIT BOARD TERMINALS AND DISCONNECTS](#)

English

---

**Product Specifications**

[Application Specification](#)

English

---

**Product Environmental Compliance**

[Product Compliance](#)

English

[Product Compliance](#)

English

---

**Agency Approvals**

[CSA Certificate](#)

English

[CSA Certificate](#)

English