

1746865-1 ✓ ACTIVE

AMP | TH/.025 Connector System

TE Internal #: 1746865-1

Housing for Female Terminals, Wire-to-Board / Wire-to-Device, 30


Position, .087 in [2.2 mm] Centerline, Natural, Signal, TH/.025

Connector System

[View on TE.com >](#)



Connectors > Automotive Connectors > Connector Housings > TH/.025 CONNECTOR SYSTEM, HOUSING



Connector & Housing Type: **Housing for Female Terminals**

Mating Tab Width: **.64 mm, 2.3 mm [ .025 in, .09 in ]**

Connector System: **Wire-to-Board, Wire-to-Device**

Number of Positions: **30**

Centerline (Pitch): **2.2 mm [ .087 in ]**

[All TH/.025 CONNECTOR SYSTEM, HOUSING \(202\)](#)

## Features

### Product Type Features

Connector & Housing Shape	Rectangular
Connector & Housing Type	Housing for Female Terminals
Connector System	Wire-to-Board, Wire-to-Device
Sealable	No
Hybrid Connector	Yes
Primary Locking Feature	Integrated in Housing

### Configuration Features

Number of Positions	30
Number of Rows	2, 3

### Electrical Characteristics

Operating Voltage	12 VDC
Nominal Voltage Architecture	12 V

### Body Features

Cable Exit Angle	180°
Body Material	PBT
Primary Product Color	Natural



### Contact Features

Contact Size	.64mm, 2.3mm
Contact Type	Receptacle
Mating Tab Width	.64 mm, 2.3 mm [.025 in][.09 in]

### Mechanical Attachment

Mounting Feature	Without
Terminal Position Assurance	Yes
Strain Relief	Without
Mating Alignment Type	Polarized
Mating Alignment	With
Connector Mounting Type	Cable Mount (Free-Hanging)

### Housing Features

Centerline (Pitch)	2.2 mm [.087 in]
--------------------	------------------

### Dimensions

Product Width	29 mm [1.142 in]
Product Length	22 mm [.866 in]
Product Height	20.9 mm [.823 in]
Row-to-Row Spacing	3 mm [.118 in]

### Usage Conditions

Operating Temperature (Max)	70 °C, 75 °C, 80 °C, 85 °C, 90 °C, 100 °C, 105 °C [158 °F][167 °F][176 °F][185 °F][194 °F][212 °F][221 °F]
Operating Temperature Range	-30 – 105 °C [-22 – 221 °F]

### Operation/Application

Circuit Application	Signal
---------------------	--------

### Industry Standards

UL Flammability Rating	UL 94HB
------------------------	---------

### Packaging Features

Packaging Quantity	100
Packaging Method	Bag

### Other

Serviceable	Yes
-------------	-----



Connector Position Assurance Capable

No

### Product Compliance


[For compliance documentation, visit the product page on TE.com>](#)

EU RoHS Directive 2011/65/EU	Compliant
EU ELV Directive 2000/53/EC	Compliant
China RoHS 2 Directive MIIT Order No 32, 2016	No Restricted Materials Above Threshold
EU REACH Regulation (EC) No. 1907/2006	Current ECHA Candidate List: JUNE 2022 (224) Candidate List Declared Against: JUN 2020 (209) SVHC > Threshold: Not Yet Reviewed
Halogen Content	Low Halogen - Br, Cl, F, I < 900 ppm per homogenous material. Also BFR/CFR/PVC Free
Solder Process Capability	Not applicable for solder process capability

#### Product Compliance Disclaimer

This information is provided based on reasonable inquiry of our suppliers and represents our current actual knowledge based on the information they provided. This information is subject to change. The part numbers that TE has identified as EU RoHS compliant have a maximum concentration of 0.1% by weight in homogenous materials for lead, hexavalent chromium, mercury, PBB, PBDE, DBP, BBP, DEHP, DIBP, and 0.01% for cadmium, or qualify for an exemption to these limits as defined in the Annexes of Directive 2011/65/EU (RoHS2). Finished electrical and electronic equipment products will be CE marked as required by Directive 2011/65/EU. Components may not be CE marked. Additionally, the part numbers that TE has identified as EU ELV compliant have a maximum concentration of 0.1% by weight in homogenous materials for lead, hexavalent chromium, and mercury, and 0.01% for cadmium, or qualify for an exemption to these limits as defined in the Annexes of Directive 2000/53/EC (ELV). Regarding the REACH Regulation, the information TE provides on SVHC in articles for this part number is based on the latest European Chemicals Agency (ECHA) 'Guidance on requirements for substances in articles' posted at this URL: <https://echa.europa.eu/guidance-documents/guidance-on-reach>

### Compatible Parts

 <p>TE Part # CAT-HPCH5372 HIGH PIN COUNT HEADER</p>	 <p>TE Part # CAT-T319-T273 TH/.025 CONNECTOR SYSTEM, RECEPT AND TAB</p>
---	---

Also in the Series | [TH/.025 Connector System](#)




Automotive Connector Caps & Covers (6)



Automotive Housings(203)



Automotive Seals & Cavity Plugs(2)




Automotive Terminals(25)



Insertion & Extraction Tools(4)



Other Automotive Connector Accessories(5)



PCB Headers & Receptacles(144)

## Customers Also Bought



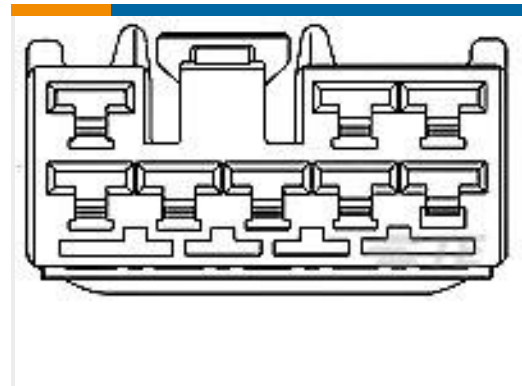
TE Part #1903232-2  
1.5/4.8 ABS CONN PLUG ASSY 13P H-TYPE



TE Part #2-2112780-4  
18POS, MIXED, REC HSG, ASSY, SEALED



TE Part #5-2112780-0  
TWO WHEELER



TE Part #6-316441-6  
FF 187 PLUG 8P ASSY LIGHT GRAY



TE Part #1674936-6  
0.64 III RCPT NON SEALED Au (S)



TE Part #2-2348389-9  
DEAD END HOUSING, 5 POSITION



TE Part #2301724-6  
16POS, 060 SERIES, REC HSG, UNSLD



TE Part #316441-1  
PL 187 PLUG HSG 8P NYLON NAT



TE Part #CS9984-000  
ES2000-NO.3-O5-0-35MM-CS9156



TE Part #CZ9852-000  
ES1000-NO.2-O6-X-25MM-CS9156

## Documents



### Product Drawings

#### 0.64III/2.3II 30POS PLUG ASSY

Japanese

---

### CAD Files

#### Customer View Model

[ENG\\_CVM\\_CVM\\_1746865-1\\_B.2d\\_dxf.zip](#)

English

#### 3D PDF

3D

#### Customer View Model

[ENG\\_CVM\\_CVM\\_1746865-1\\_B.3d\\_igs.zip](#)

English

#### Customer View Model

[ENG\\_CVM\\_CVM\\_1746865-1\\_B.3d\\_stp.zip](#)

English

By downloading the CAD file I accept and agree to the [Terms and Conditions](#) of use.

---

### Datasheets & Catalog Pages

#### TH/.025 Connector Series

English

---

### Product Specifications

#### CRIMPING OF 0.64III RECEPTACLE CONTACT

Japanese

#### Application Specification

Japanese

---

### Product Environmental Compliance

#### Product Compliance

English

#### Product Compliance

English

---

### Instruction Sheets

#### Instruction Sheet (non U.S.)

English

#### Instruction Sheet (non U.S.)

Japanese

#### Extraction Tool for 0.64III Housing Lance Receptacle Contact

Japanese

#### Instruction Sheet (non U.S.)

Japanese

---