



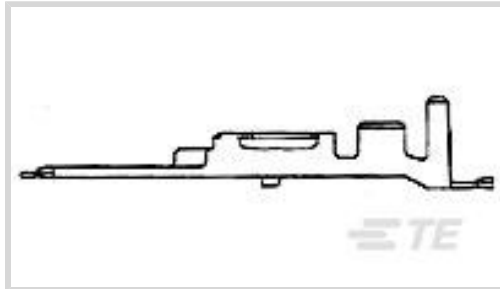
AMP | Mark II

TE Internal #: 172780-1

Automotive Terminals, Tab, Mating Tab Width 3 mm [.118 in], Tab Thickness .025 in [.65 mm], 22 – 18 AWG Wire Size, .3 – .85 mm<sup>2</sup> Wire Size, Mark II

[View on TE.com >](#)

Terminals & Splices > Automotive Terminals



Terminal Type: **Tab**

Mating Tab Width: **3 mm [.118 in]**

Mating Tab Thickness: **.65 mm [.025 in]**

Terminal Transmits: **0 – 24 A (Low Power)**

Wire Size: **22 – 18 AWG**

**Features**

**Product Type Features**

Sealable	No
----------	----

**Contact Features**

Contact Size	3mm
Contact Fabrication	Stamped & Formed
Crimp Type	F-Crimp
Terminal Type	Tab
Mating Tab Width	3 mm [.118 in]
Mating Tab Thickness	.65 mm [.025 in]
Interface Plating	Tin (Sn)
Contact Termination Area Plating Material	Tin (Sn)

**Termination Features**

Termination Method to Wire & Cable	Crimp
Product Terminates To	Wire

**Dimensions**

Wire Size	.3 – .85 mm <sup>2</sup>
Wire Size Search	18 AWG, 19 AWG, 20 AWG, 21 AWG, 22 AWG
Wire Insulation Diameter	1.5 – 2.6 mm [.059 – .102 in]



### Usage Conditions

Insulation Option	Uninsulated
Operating Temperature (Max)	80 °C, 85 °C, 90 °C, 100 °C, 105 °C [176 °F][185 °F][194 °F][212 °F][221 °F]
Operating Temperature Range	-30 – 105 °C [-22 – 221 °F]

### Packaging Features

Packaging Method	Bag
Packaging Quantity	1000

### Other

Terminal Transmits	0 – 24 A (Low Power)
--------------------	----------------------

### Product Compliance

[For compliance documentation, visit the product page on TE.com>](#)

EU RoHS Directive 2011/65/EU	Compliant
EU ELV Directive 2000/53/EC	Compliant
China RoHS 2 Directive MIIT Order No 32, 2016	No Restricted Materials Above Threshold
EU REACH Regulation (EC) No. 1907/2006	Current ECHA Candidate List: JUNE 2022 (224) Candidate List Declared Against: JAN 2022 (223) SVHC > Threshold: Not Yet Reviewed
Halogen Content	Low Halogen - Br, Cl, F, I < 900 ppm per homogenous material. Also BFR/CFR/PVC Free
Solder Process Capability	Not applicable for solder process capability

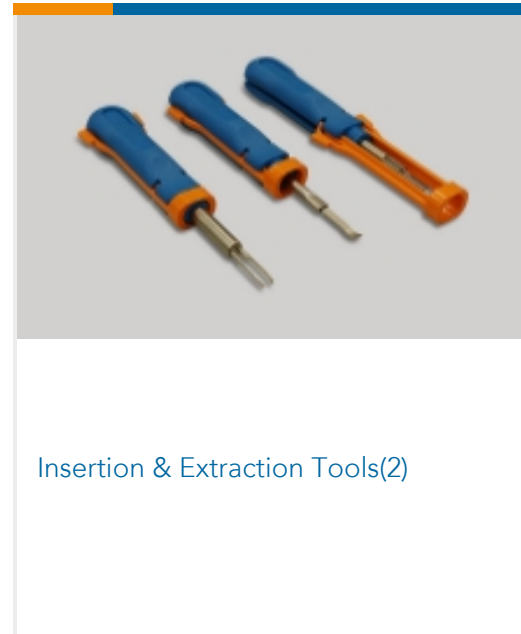
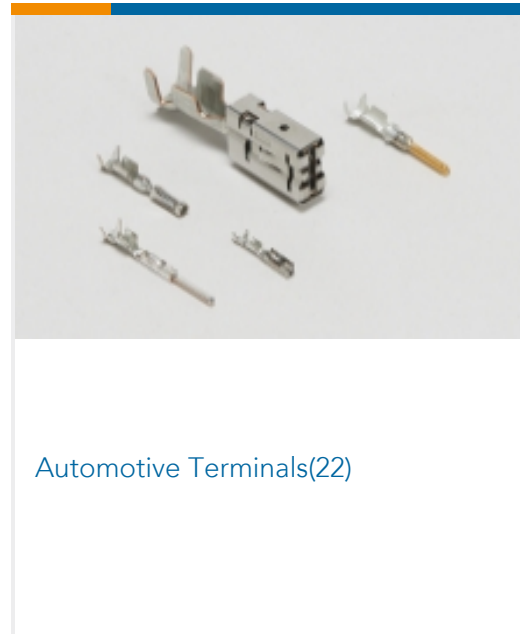
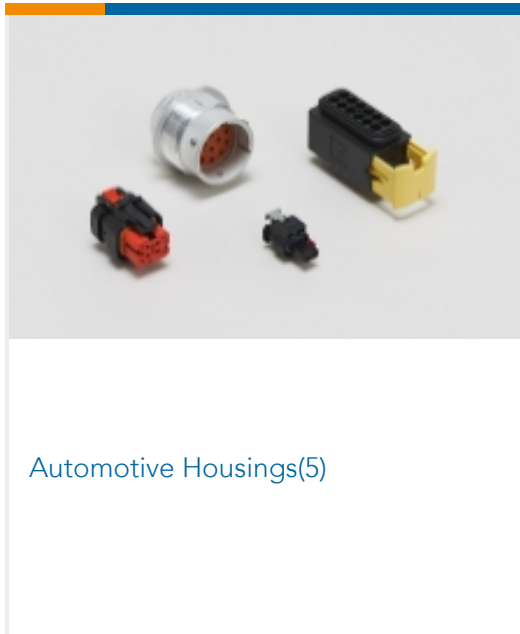
#### Product Compliance Disclaimer

This information is provided based on reasonable inquiry of our suppliers and represents our current actual knowledge based on the information they provided. This information is subject to change. The part numbers that TE has identified as EU RoHS compliant have a maximum concentration of 0.1% by weight in homogenous materials for lead, hexavalent chromium, mercury, PBB, PBDE, DBP, BBP, DEHP, DIBP, and 0.01% for cadmium, or qualify for an exemption to these limits as defined in the Annexes of Directive 2011/65/EU (RoHS2). Finished electrical and electronic equipment products will be CE marked as required by Directive 2011/65/EU. Components may not be CE marked. Additionally, the part numbers that TE has identified as EU ELV compliant have a maximum concentration of 0.1% by weight in homogenous materials for lead, hexavalent chromium, and mercury, and 0.01% for cadmium, or qualify for an exemption to these limits as defined in the Annexes of Directive 2000/53/EC (ELV). Regarding the REACH Regulation, the information TE provides on SVHC in articles for this part number is based on the latest European Chemicals Agency (ECHA) 'Guidance on requirements for substances in articles' posted at this URL: <https://echa.europa.eu/guidance-documents/guidance-on-reach>

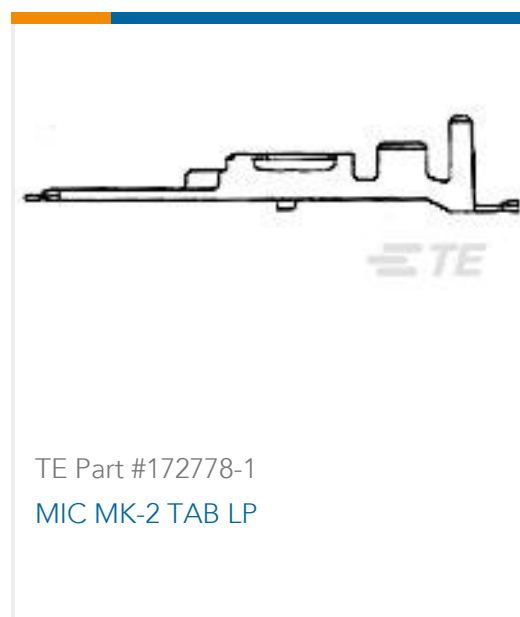
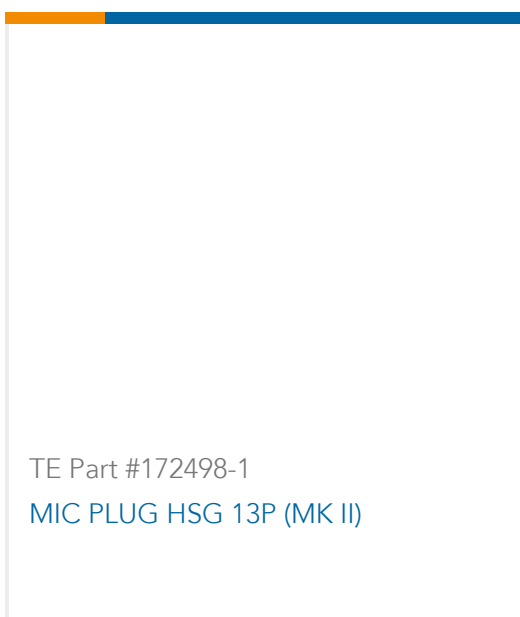
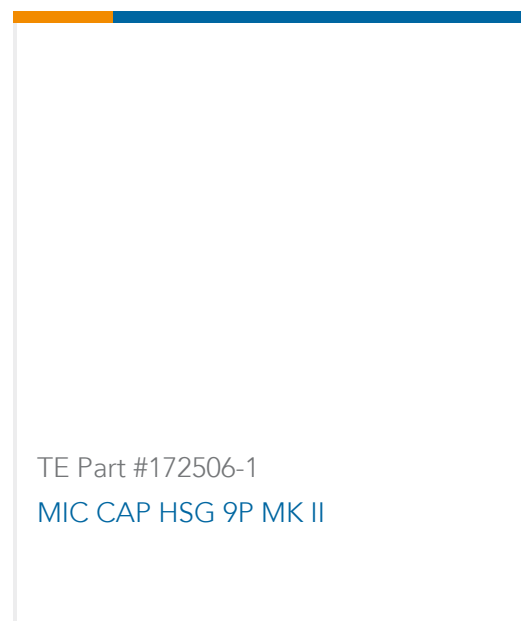
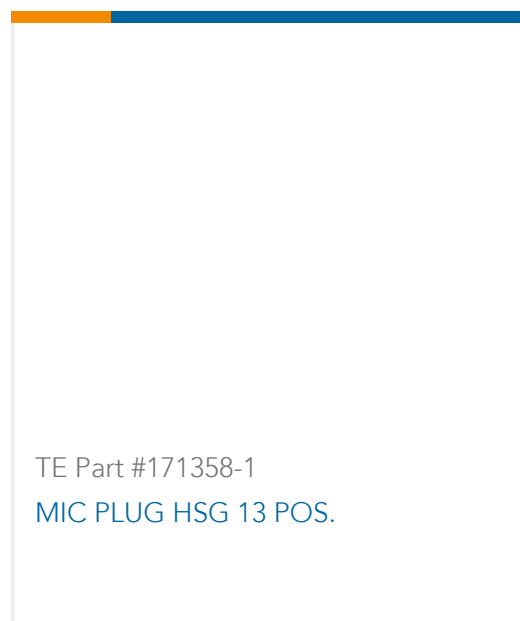
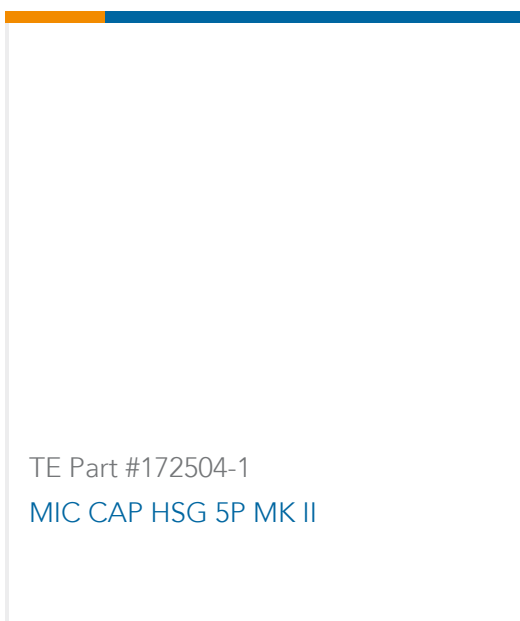
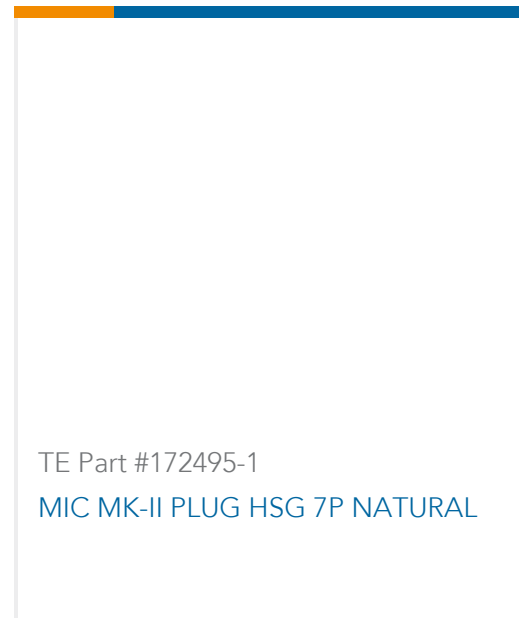
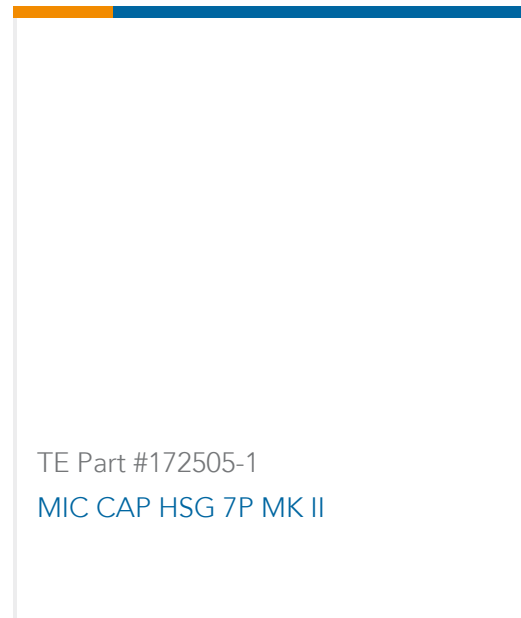
### Compatible Parts



Also in the Series | **Mark II**



Customers Also Bought





## Documents

### Product Drawings

#### MIC MARK-2 TAB CONTACT L.P

English

### CAD Files

#### Customer View Model

##### ENG\_CVM\_172780-1\_C.3d\_igs.zip

English

#### Customer View Model

##### ENG\_CVM\_172780-1\_C.3d\_stp.zip

English

#### Customer View Model

##### ENG\_CVM\_172780-1\_C.2d\_dxf.zip

English

### 3D PDF

English

By downloading the CAD file I accept and agree to the [Terms and Conditions](#) of use.

### Product Specifications

#### Application Specification

English

#### Crimping Multi-Interlock (MIC) Connector Mark II, Tab Contact

English

#### Application Specification

English

### Instruction Sheets

#### Instruction Sheet (non U.S.)

English

#### Multi-Interlock Mark II Contact From Plug & Cap HSG

English