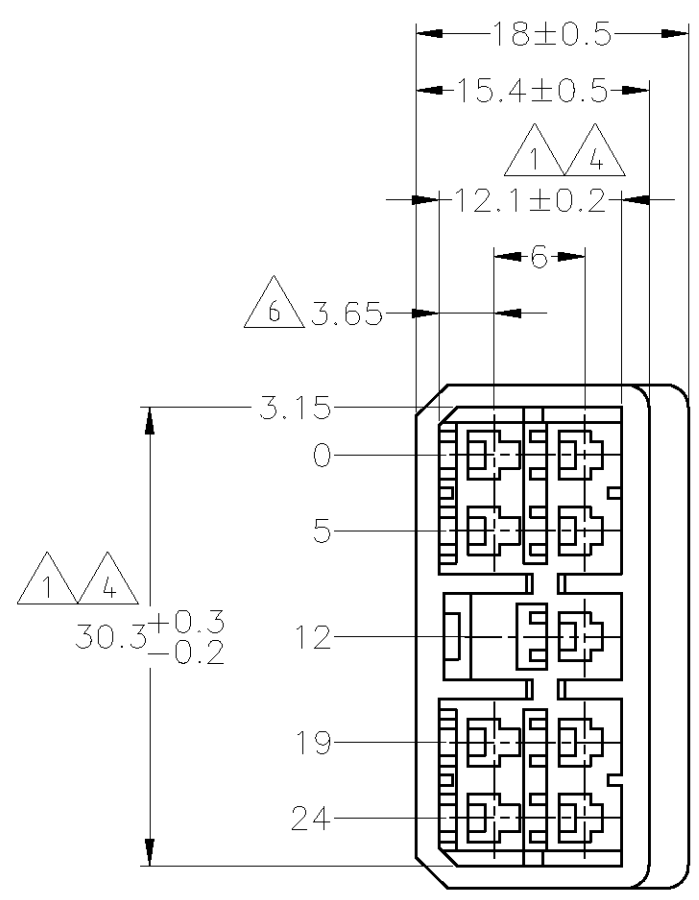
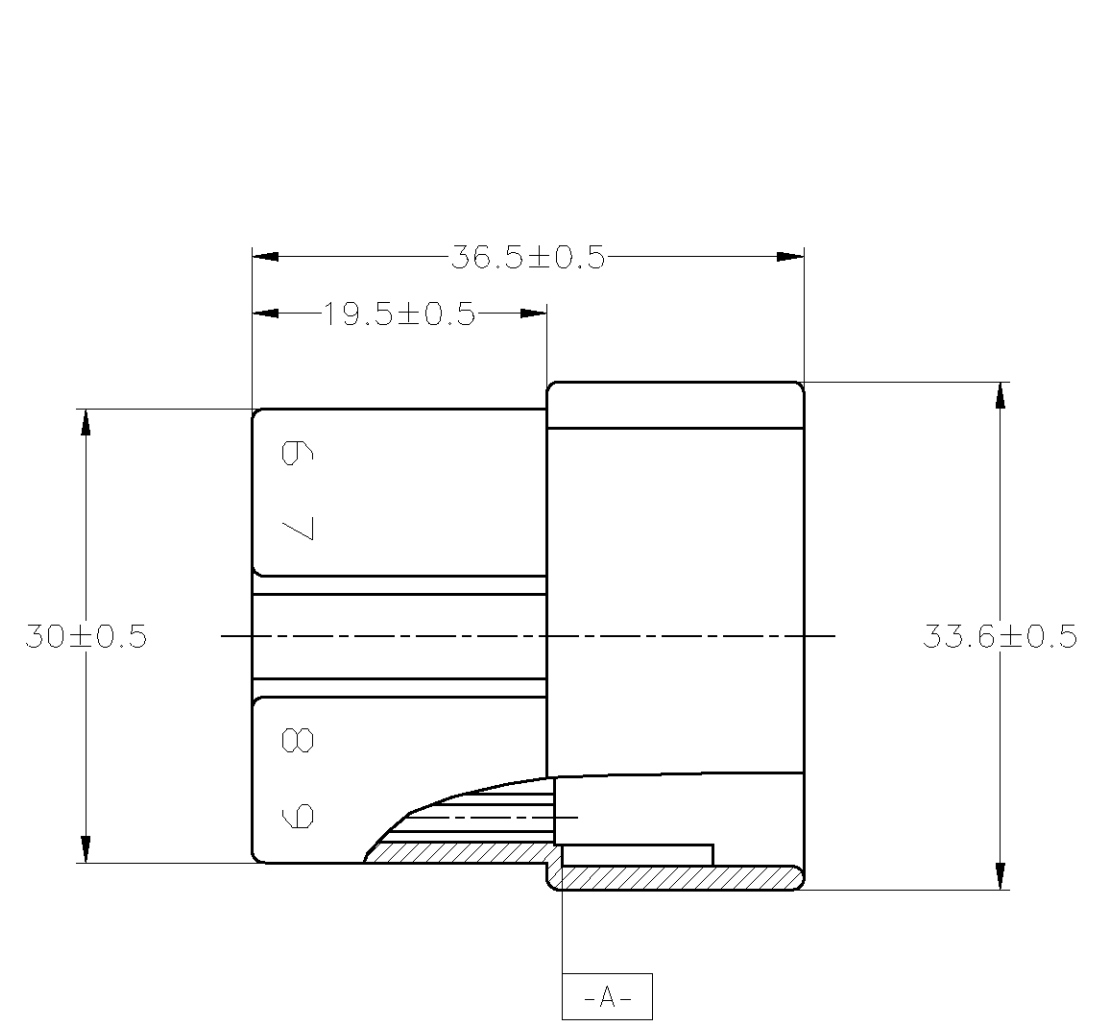



THIS DRAWING IS UNPUBLISHED. RELEASED FOR PUBLICATION  
 © COPYRIGHT BY TYCO ELECTRONICS CORPORATION. ALL INTERNATIONAL RIGHTS RESERVED.

LOC	DIST	REVISIONS					
P	LTR	DESCRIPTION	DATE	DWN	APVD		
J	-	E1	REVISED	ECR-10-004036	25FEB10	TS	KB



- ① IN COUPLING WITH THE PLUG HOUSING MATING SATISFIES FUNCTION.
- ② APPLIED CONTACT PN 170221, 170222
- ③ PRODUCT SPECIFICATION NUMBER: 108-5099
- ④ TO BE MEASURED WITHIN 2mm FROM -A-
- ⑤ IN COUPLING WITH THE PLUG HOUSING MATING FORCE 29.4N (3kg) MAX. WITHOUT RECEPTACLE CONTACT.
- ⑥ CENTERLINE OF CONTACT

- ① 相手ハウジングと所定の機能を満たして嵌合出来ること。
- ② 使用コンタクト型番：170221 及び 170222, その他
- ③ 製品規格番号：108-5099
- ④ -A- 面より2mmの範囲で測定。
- ⑤ 相手ハウジングとの嵌合力は29.4N (3kg) 以下。但し、コンタクトは含まない。
- ⑥ コンタクトセンター迄の距離



OBSOLETE	GRAY	172042-6
OBSOLETE	BLUE	172042-5
	GREEN	172042-4
OBSOLETE	BLACK	172042-2
	NATURAL	172042-1
	COLOR	PART NUMBER

一般公差  
(GENERAL TOLERANCE)  
 10以下 ; ±0.2  
 10を超え 30以下 ; ±0.25  
 30を超え 100以下 ; ±0.3  
 角 度 ; ±3°

THIS DRAWING IS A CONTROLLED DOCUMENT.		DWN T.SHINOHARA 13MAR09	Tyco Electronics Corporation Kawasaki, Japan	
DIMENSIONS: mm		CHK K.BETSUI 13MAR09		
TOLERANCES UNLESS OTHERWISE SPECIFIED:		APVD K.BETSUI 13MAR09	NAME	
0-PLC ±— 1-PLC ±— 2-PLC ±— 3-PLC ±— 4-PLC ±— ANGLES ±—		PRODUCT SPEC SEE NOTE 3	MULTI-INTER LOCK CONNECTOR 9 POSITION CAP HOUSING	
MATERIAL 66 NYLON		FINISH —	APPLICATION SPEC —	RESTRICTED TO —
		WEIGHT —	SIZE A3	CAGE CODE 00779
		CUSTOMER DRAWING	DRAWING NO C-172042	SCALE 2:1
			SHEET 1 OF 1	REV E1