

1718490-2 ✓ ACTIVE

AMP | AMP MCP 1.5K, AMP MCP Connector System

TE Internal #: 1718490-2

Housing for Female Terminals, Wire-to-Wire, 9 Position, .157 in [4 mm] Centerline, Natural, Signal, Cable Mount (Free-Hanging), Hybrid

[View on TE.com >](#)



Connectors > Automotive Connectors > Connector Housings > AMP MCP, UNSEALED CONNECTOR HOUSING



Connector & Housing Type: **Housing for Female Terminals**

Mating Tab Width: **1.6 mm [ .063 in ]**

Connector System: **Wire-to-Wire**

Number of Positions: **9**

Centerline (Pitch): **4 mm [ .157 in ]**

[All AMP MCP, UNSEALED CONNECTOR HOUSING \(187\)](#)

## Features

### Product Type Features

Connector & Housing Shape	Rectangular
Connector & Housing Type	Housing for Female Terminals
Connector System	Wire-to-Wire
Sealable	No
Hybrid Connector	No
Primary Locking Feature	On the Terminal

### Configuration Features

Number of Positions	9
Number of Rows	1

### Electrical Characteristics

Operating Voltage	36 VDC
Nominal Voltage Architecture	12 V, 24 V



### Body Features

Cable Exit Angle	Other
Body Material	PBT GF
Primary Product Color	Natural
Connector Code	B

### Contact Features

Contact Size	1.5K
Contact Type	Receptacle
Mating Tab Width	1.6 mm[.063 in]

### Mechanical Attachment

Mounting Feature	Without
Terminal Position Assurance	Yes
Strain Relief	Without
Mating Alignment Type	Keyed
Mating Alignment	With
Connector Mounting Type	Cable Mount (Free-Hanging)

### Housing Features

Centerline (Pitch)	4 mm[.157 in]
--------------------	---------------

### Dimensions

Product Width	23.5 mm[.925 in]
Product Length	37.2 mm[1.465 in]
Product Height	4.2 mm[.165 in]

### Usage Conditions

Operating Temperature (Max)	70 °C, 75 °C, 80 °C, 85 °C, 90 °C, 100 °C, 105 °C, 110 °C, 120 °C[158 °F][167 °F][176 °F][185 °F][194 °F][212 °F][221 °F][230 °F][248 °F]
Operating Temperature Range	-40 – 120 °C[-40 – 248 °F]

### Operation/Application

Circuit Application	Signal
---------------------	--------

### Industry Standards

UL Flammability Rating	UL 94HB
------------------------	---------

### Packaging Features



Packaging Quantity	1000
Packaging Method	Box

### Other

Serviceable	Yes
Connector Position Assurance Capable	No

## Product Compliance

[For compliance documentation, visit the product page on TE.com>](#)

EU RoHS Directive 2011/65/EU	Compliant
EU ELV Directive 2000/53/EC	Compliant
China RoHS 2 Directive MIIT Order No 32, 2016	No Restricted Materials Above Threshold
EU REACH Regulation (EC) No. 1907/2006	Current ECHA Candidate List: JUNE 2022 (224) Candidate List Declared Against: JAN 2022 (223) SVHC > Threshold: Not Yet Reviewed
Halogen Content	Low Halogen - Br, Cl, F, I < 900 ppm per homogenous material. Also BFR/CFR/PVC Free
Solder Process Capability	Not applicable for solder process capability

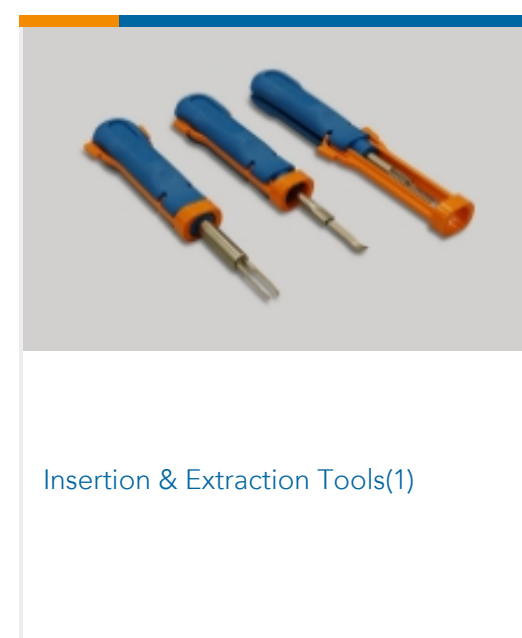
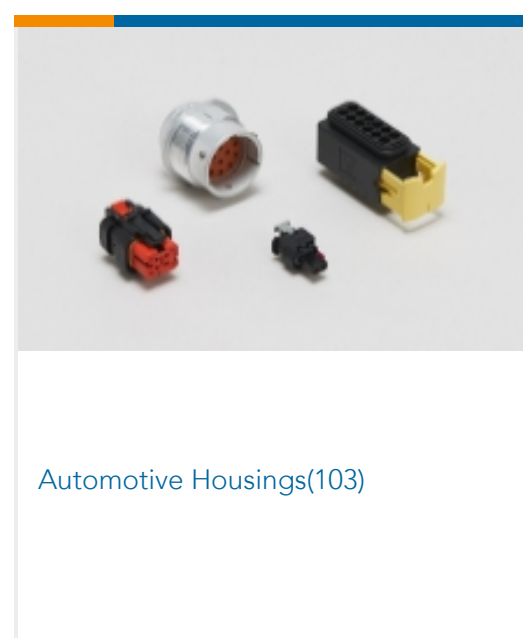
#### Product Compliance Disclaimer

This information is provided based on reasonable inquiry of our suppliers and represents our current actual knowledge based on the information they provided. This information is subject to change. The part numbers that TE has identified as EU RoHS compliant have a maximum concentration of 0.1% by weight in homogenous materials for lead, hexavalent chromium, mercury, PBB, PBDE, DBP, BBP, DEHP, DIBP, and 0.01% for cadmium, or qualify for an exemption to these limits as defined in the Annexes of Directive 2011/65/EU (RoHS2). Finished electrical and electronic equipment products will be CE marked as required by Directive 2011/65/EU. Components may not be CE marked. Additionally, the part numbers that TE has identified as EU ELV compliant have a maximum concentration of 0.1% by weight in homogenous materials for lead, hexavalent chromium, and mercury, and 0.01% for cadmium, or qualify for an exemption to these limits as defined in the Annexes of Directive 2000/53/EC (ELV). Regarding the REACH Regulation, the information TE provides on SVHC in articles for this part number is based on the latest European Chemicals Agency (ECHA) 'Guidance on requirements for substances in articles' posted at this URL: <https://echa.europa.eu/guidance-documents/guidance-on-reach>

## Compatible Parts



Also in the Series | **AMP MCP 1.5K**




Also in the Series | **AMP MCP Connector System**





Automotive Connector Caps & Covers (24)



Automotive Connector Locks & Position Assurance (7)



Automotive Housings (352)



Automotive Seals & Cavity Plugs (6)




Automotive Terminals (125)



Insertion & Extraction Tools (13)



Other Automotive Connector Accessories (2)



PCB Headers & Receptacles (29)

## Customers Also Bought



TE Part #132313-1  
CONTACT PIN TYPE 2 AWG 18-16



TE Part #1-967628-4  
TIMER, CONNECTOR HOUSING



TE Part #1-1718484-2  
AMP MCP BACKSHELLS



TE Part #1718488-1  
AMP MCP 2.8 RECEPT HSG 7 POS



TE Part #1-1823402-1  
29POS, MIXED, REC HSG, ASSY, SEALED

## Documents

### Product Drawings

[AMP MCP 1.5 RECEPT HSG 9 POS](#)

English

### CAD Files

Customer View Model

[ENG\\_CVM\\_1718490-2\\_A1.3d\\_igs.zip](#)

English

Customer View Model



[ENG\\_CVM\\_1718490-2\\_A1.3d\\_stp.zip](#)

English

**Customer View Model**

[ENG\\_CVM\\_1718490-2\\_A1.2d\\_dxf.zip](#)

English

**3D PDF**

English

By downloading the CAD file I accept and agree to the [Terms and Conditions](#) of use.

---

**Product Specifications**

[Application Specification](#)

German

---

**Product Environmental Compliance**

[Product Compliance](#)

English

[Product Compliance](#)

English