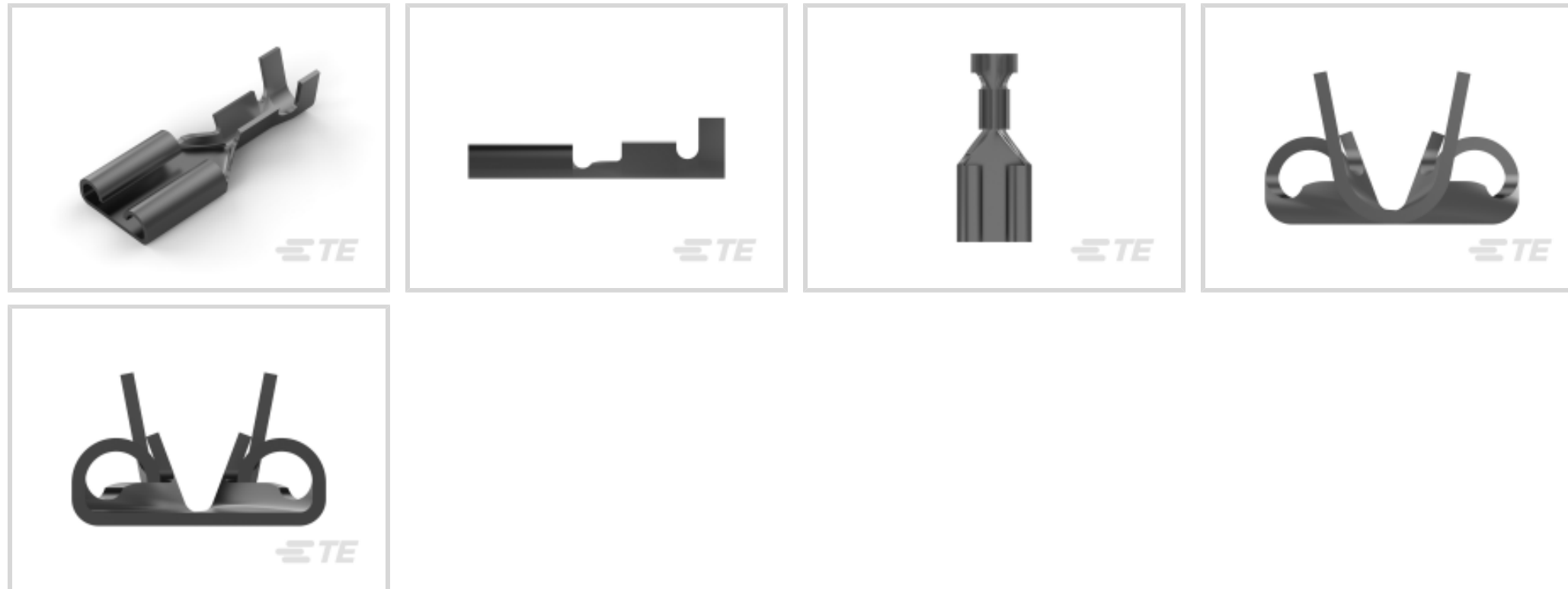




Terminals & Splices > Quick Disconnects



Quick Disconnect Terminal Type: **Receptacle**

Wire Size: .32 – .82 mm<sup>2</sup>

Mating Tab Width: 6.35 mm [.25 in]

Mating Tab Thickness: .81 mm [.032 in]

### Features

#### Product Type Features

Terminates To	Wire & Cable
Wire/Cable Type	Regular Wire
Wire Stop	No
Insertion Force	Normal
Sealable	No

#### Configuration Features

Connection Capacity	Single
---------------------	--------

#### Contact Features

Quick Disconnect Terminal Type	Receptacle
Mating Tab Width	6.35 mm [.25 in]
Mating Tab Thickness	.81 mm [.032 in]
Terminal Orientation	Straight
Contact Base Material	Brass
Terminal Plating Material	Tin
Crimp Type	F-Crimp



Barrel Type	Open
-------------	------

### Mechanical Attachment

Mating Retention Type	Dimple
Extraction Force	24.5 Newton
Wire Insulation Support	With

### Dimensions

Accepts Wire Insulation Diameter Range	2.3 – 3.3 mm [.09 – .13 in]
Receptacle Terminal Stock Thickness	.41 mm [.016 in]
Overall Length	19 mm [.748 in]
Wire Size	.32 – .82 mm <sup>2</sup>

### Usage Conditions

Insulation Option	Uninsulated
Operating Temperature Range	-40 – 110 °C [-40 – 230 °F]

### Industry Standards

CSA Certified	Yes
UL Rating	Listed

### Packaging Features

Packaging Quantity	5000
Packaging Method	Strip/Reel

### Other

Line	Premier
------	---------

### Product Compliance

[For compliance documentation, visit the product page on TE.com>](#)

EU RoHS Directive 2011/65/EU	Compliant
EU ELV Directive 2000/53/EC	Compliant
China RoHS 2 Directive MIIT Order No 32, 2016	No Restricted Materials Above Threshold
EU REACH Regulation (EC) No. 1907/2006	Current ECHA Candidate List: JUNE 2022 (224) Candidate List Declared Against: JUNE 2022 (224) Does not contain REACH SVHC
Halogen Content	Low Halogen - Br, Cl, F, I < 900 ppm per homogenous material. Also BFR/CFR/PVC

Free

Solder Process Capability

Not applicable for solder process capability

Product Compliance Disclaimer

This information is provided based on reasonable inquiry of our suppliers and represents our current actual knowledge based on the information they provided. This information is subject to change. The part numbers that TE has identified as EU RoHS compliant have a maximum concentration of 0.1% by weight in homogenous materials for lead, hexavalent chromium, mercury, PBB, PBDE, DBP, BBP, DEHP, DIBP, and 0.01% for cadmium, or qualify for an exemption to these limits as defined in the Annexes of Directive 2011/65/EU (RoHS2). Finished electrical and electronic equipment products will be CE marked as required by Directive 2011/65/EU. Components may not be CE marked. Additionally, the part numbers that TE has identified as EU ELV compliant have a maximum concentration of 0.1% by weight in homogenous materials for lead, hexavalent chromium, and mercury, and 0.01% for cadmium, or qualify for an exemption to these limits as defined in the Annexes of Directive 2000/53/EC (ELV). Regarding the REACH Regulation, the information TE provides on SVHC in articles for this part number is based on the latest European Chemicals Agency (ECHA) 'Guidance on requirements for substances in articles' posted at this URL: <https://echa.europa.eu/guidance-documents/guidance-on-reach>

## Compatible Parts

TE Part # 737439-2  
250 FASTON REC 22-18 AWG TPBR

TE Part # 735209-2  
250 FASTON REC 22-18 AWG TPBR

TE Part # 90166-1  
DAHT 250 FASTON REC 22-18 ASSY

TE Part # 735209-1  
250 FASTON REC 22-18 AWG BR

TE Part # 91514-1  
CCII FASTON 250 REC 22-18 ASSY

TE Part # 170181-4  
205 FASTON,REC.,22-18 AWG,BR

TE Part # 2-2150064-1  
OCEAN\_2.0\_Applicator-E-090F130F

TE Part # 2-2150064-2  
OCEAN\_2.0\_Applicator-E-090F130F

TE Part # 2150064-1  
OCEAN\_2.0\_Applicator-E-090F130F

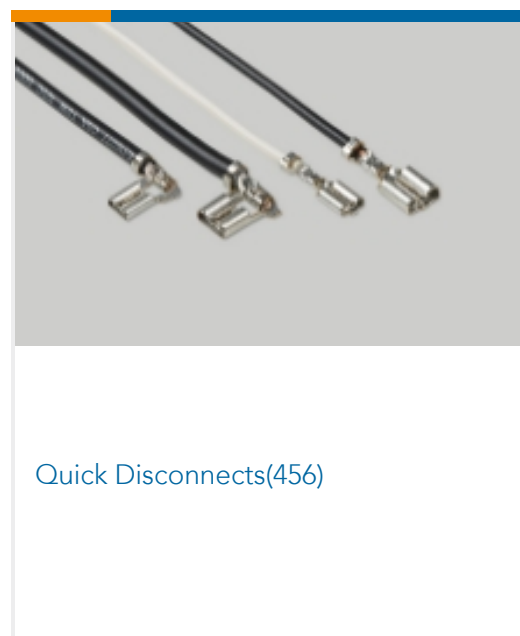

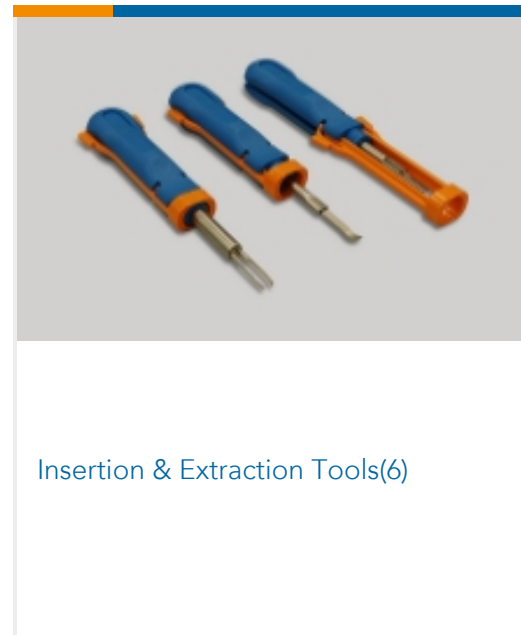
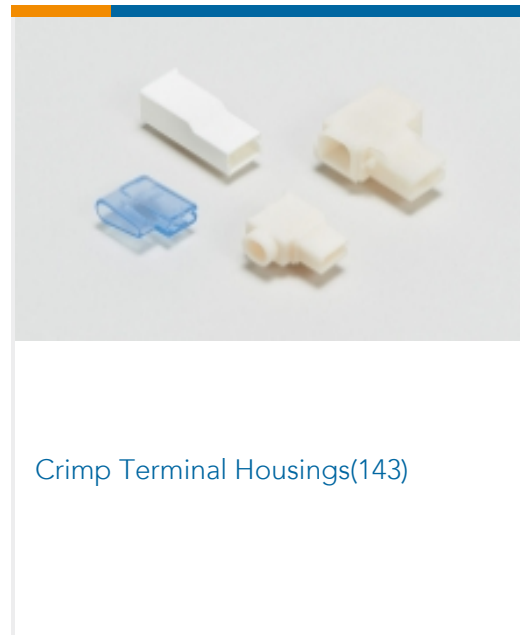

TE Part # 2150064-2  
OCEAN\_2.0\_Applicator-E-090F130F

TE Part # 2376595-2  
250 FASTON PCB TAB TPBR

TE Part # 7-2150064-1  
OCEAN\_2.0\_Applicator-E-090F130F



## Also in the Series | FASTON 250



## Customers Also Bought





## Documents

### Product Drawings

[250 FASTON,REC.,22-18 AWG,TPBR](#)

English

### CAD Files

Customer View Model

[ENG\\_CVM\\_CVM\\_170183-2\\_R.2d\\_dxf.zip](#)

English

[3D PDF](#)

3D

Customer View Model

[ENG\\_CVM\\_CVM\\_170183-2\\_R.3d\\_igs.zip](#)

English

Customer View Model

[ENG\\_CVM\\_CVM\\_170183-2\\_R.3d\\_stp.zip](#)

English

By downloading the CAD file I accept and agree to the [Terms and Conditions](#) of use.

### Product Specifications

[Application Specification](#)

English

### Product Environmental Compliance

[MD\\_170183-2\\_05312018107\\_dmtec](#)

English

[MD\\_170183-2\\_05312018107\\_dmtec](#)

English

### Agency Approvals

[Agency Approval Document](#)

English