

1658621-8 ✓ ACTIVE



AMP-LATCH

TE Internal #: 1658621-8

Ribbon Cable Connectors, Wire-to-Board, 34 Position, .1 in [2.54 mm] Centerline, Vertical, Through Hole - Solder, Insulation

Displacement (IDC), 2 Row

[View on TE.com >](#)

Connectors > PCB Connectors > Wire-to-Board Connectors > FFC, FPC & Ribbon Connectors > Ribbon Cable Connectors



Connector System: **Wire-to-Board**

Number of Positions: **34**

Centerline (Pitch): **2.54 mm [.1 in]**

PCB Mount Retention: **Without**

PCB Mount Orientation: **Vertical**

Features

Product Type Features

Connector Type	Connector Assembly
Ribbon Cable Connector Header Type	Pin Header
Connector Product Type	Connector Assembly
Connector System	Wire-to-Board
Connector & Housing Type	Receptacle
Connector & Contact Terminates To	Wire & Cable

Configuration Features

Compatible With Wire & Cable Type	Ribbon Cable
Number of Positions	34
PCB Mount Orientation	Vertical
Number of Rows	2

Electrical Characteristics

UL Voltage Rating	250 VAC
Insulation Resistance	5000 M Ω



Operating Voltage	250 VAC
-------------------	---------

Body Features

Daisy Chain	Without
Connector Profile	Low

Contact Features

Mating Square Post Dimension	.64 mm[.025 in]
Mating Pin Diameter	.64 mm[.025 in]
Contact Type	Socket
Wire Contact Termination Area Plating Thickness	1.27 μ m[50 μ in]
Wire Contact Termination Area Plating Material	Tin
Contact Mating Area Plating Material Thickness	.38 μ m[15 μ in]
Contact Mating Area Plating Material	Gold or Palladium Nickel or Performance Based
Contact Shape & Form	Tuning Fork
Contact Base Material	Phosphor Bronze
Contact Current Rating (Max)	1 A

Termination Features

Termination Method to Printed Circuit Board	Through Hole - Solder
Termination Method to Wire & Cable	Insulation Displacement (IDC)

Mechanical Attachment

Mating Alignment	With
PCB Mount Alignment	Without
Panel Mount Feature	Without
PCB Mount Retention	Without
Mating Alignment Type	Polarization
Mating Retention	Without
Connector Mounting Type	Cable Mount (Free-Hanging)

Housing Features

Housing Material	Thermoplastic
Housing Color	Black
Centerline (Pitch)	2.54 mm[.1 in]

Dimensions



Connector Length	47.75 mm[1.88 in]
Connector Height	15.16 mm[.597 in]
Connector Width	7.49 mm[.295 in]
Wire Size	.08 – .15 mm ²
Accepts Wire Insulation Diameter Range	.79 – .94 mm[.031 – .037 in]
Row-to-Row Spacing	2.54 mm[.1 in]

Usage Conditions

Operating Temperature Range	-65 – 105 °C[-85 – 221 °F]
-----------------------------	----------------------------

Operation/Application

Circuit Application	Signal
---------------------	--------

Industry Standards

CSA File Number	LR 7189
UL Rating	Recognized
UL File Number	E28476
Agency/Standard	CSA, UL
UL Flammability Rating	UL 94V-0

Packaging Features

Packaging Quantity	50
Packaging Method	Box & Tube, Tube

Product Compliance








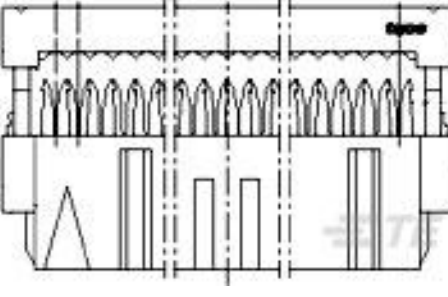



[For compliance documentation, visit the product page on TE.com>](#)

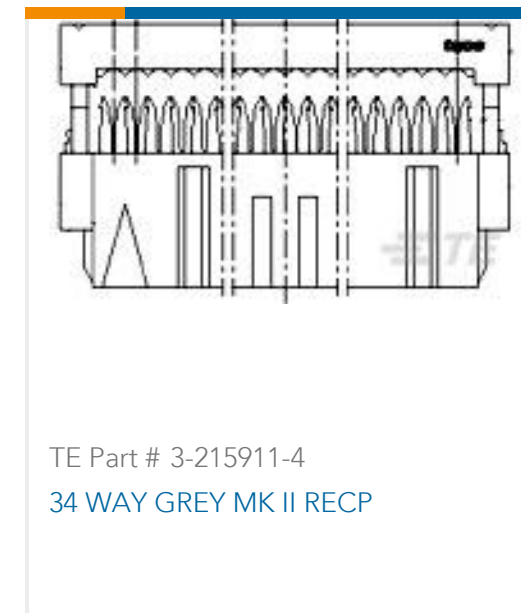
EU RoHS Directive 2011/65/EU	Compliant
EU ELV Directive 2000/53/EC	Compliant
China RoHS 2 Directive MIIT Order No 32, 2016	No Restricted Materials Above Threshold
EU REACH Regulation (EC) No. 1907/2006	Current ECHA Candidate List: JUNE 2022 (224) Candidate List Declared Against: JAN 2022 (223) SVHC > Threshold: Not Yet Reviewed
Halogen Content	Not Low Halogen - contains Br or Cl > 900 ppm.
Solder Process Capability	Not applicable for solder process capability

Product Compliance Disclaimer

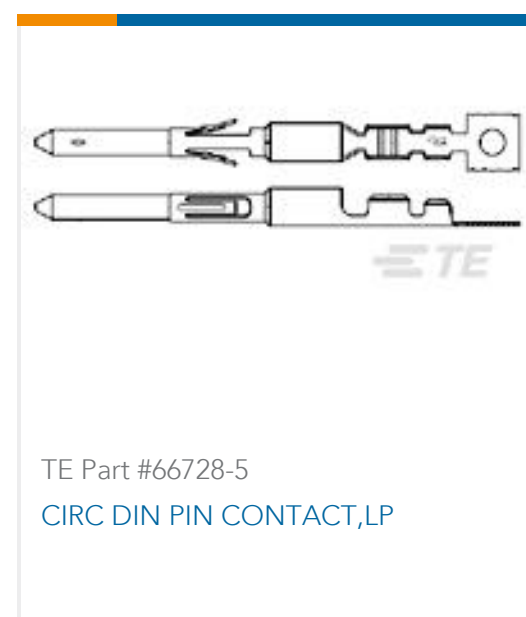
This information is provided based on reasonable inquiry of our suppliers and represents our current actual knowledge based on the information they provided. This information is subject to change. The part numbers that TE has identified as EU RoHS compliant have a maximum concentration of 0.1% by weight in homogenous materials for lead, hexavalent chromium, mercury, PBB, PBDE, DBP, BBP, DEHP, DIBP, and 0.01% for cadmium, or qualify for an exemption to these limits as defined in the Annexes of Directive 2011/65/EU (RoHS2). Finished electrical and electronic equipment products will be CE marked as required by Directive 2011/65/EU. Components may not be CE marked. Additionally, the part numbers that TE has identified as EU ELV compliant have a maximum concentration of 0.1% by weight in homogenous materials for lead, hexavalent chromium, and mercury, and 0.01% for cadmium, or qualify for an exemption to these limits as defined in the Annexes of Directive 2000/53/EC (ELV). Regarding the REACH Regulation, the information TE provides on SVHC in articles for this part number is based on the latest European Chemicals Agency (ECHA) 'Guidance on requirements for substances in articles' posted at this URL: <https://echa.europa.eu/guidance-documents/guidance-on-reach>

Compatible Parts

 <p>TE Part # CAT-AM74-UN384H AMP-LATCH UNIVERSAL HEADERS</p>	 <p>TE Part # 499252-6 034 STRAIN RELIEF A-L RCPT</p>	 <p>TE Part # 5088450-8 PULL LOOP, CUT LENGTH 1.58 IN</p>	 <p>TE Part # 3-1761608-1 IDC LOW PRO HDR 34P VERT SHT L</p>
 <p>TE Part # 3-1761607-1 IDC LOW PRO HDR 34P RA LG LAT BLUE</p>	 <p>TE Part # 1-1761606-1 IDC LOW PRO HDR 34P VERT LG LAT BLK</p>	 <p>TE Part # 5103311-7 A/L LOW PRO HDR 34P RA BLACK</p>	 <p>TE Part # 3-1761603-1 IDC LOW PRO HDR 34P VERT BLUE</p>
 <p>TE Part # 5103308-7 A/L LOW PRO HDR 34P VERT BLACK</p>	 <p>TE Part # 1-1761608-1 IDC LOW PRO HDR 34P VERT SHT L</p>	 <p>TE Part # 3-215915-4 AMP-LATCH 15.2 HIGH TAPE</p>	 <p>TE Part # 1-1761607-1 IDC LOW PRO HDR 34P RA LG LAT</p>
 <p>TE Part # 2-111446-2 034 UNIV I/O 30DP NO EARS</p>	 <p>TE Part # 5103310-7 A/L LOW PRO HDR 34P RA BLACK</p>	 <p>TE Part # 5104338-7 A/L LOW PRO HDR 34P VERT HT</p>	 <p>TE Part # 1-1761681-1 IDC LOW PRO HDR 34P VERT HT BLACK</p>



Customers Also Bought



Documents

Product Drawings

[34 NOVO MIL/CTR 15DP, LEAD FREE](#)

English

CAD Files

Customer View Model

[ENG_CVM_CVM_1658621-8_D.2d_dxf.zip](#)

English

[3D PDF](#)

3D

Customer View Model

[ENG_CVM_CVM_1658621-8_D.3d_igs.zip](#)

English

Customer View Model

[ENG_CVM_CVM_1658621-8_D.3d_stp.zip](#)

English

By downloading the CAD file I accept and agree to the [Terms and Conditions](#) of use.



Datasheets & Catalog Pages

[Ribbon Cable Interconnect Solutions](#)

English

Product Specifications

[Application Specification](#)

English

Product Environmental Compliance

[MD_1658621-8_0614201898_dmtec](#)

English

[MD_1658621-8_0614201898_dmtec](#)

English

Instruction Sheets

[Instruction Sheet \(U.S.\)](#)

English

Agency Approvals

[Agency Approval Document](#)

English