



MATE-N-LOK | Mini-Universal MATE-N-LOK

TE Internal #: 170363-4


Power Contacts, Contact, 600 VAC, 600 VDC, Pre-Tin, 26 – 22 AWG

Wire Size, .12 – .35 mm² Wire Size, Wire-to-Wire, Mini-Universal

MATE-N-LOK

[View on TE.com >](#)

Connectors > Power Connectors > Power Contacts



Power Contact Type: **Contact**

Operating Voltage: **600 VDC**

Contact Mating Area Plating Material: **Pre-Tin**

Wire Size: **26 – 22 AWG**

Features

Product Type Features

| | |
|-----------------------------------|--------------|
| Power Contact Type | Contact |
| Connector System | Wire-to-Wire |
| Connector & Contact Terminates To | Wire & Cable |

Electrical Characteristics

| | |
|-------------------|---------|
| Operating Voltage | 600 VDC |
|-------------------|---------|

Contact Features

| | |
|---|-------------------|
| Contact Mating Area Plating Material | Pre-Tin |
| Contact Current Rating (Max) | 7 A |
| Contact Type | Pin |
| Contact Retention Within Housing | With |
| Mating Pin Diameter | 1 mm [.039 in] |
| Contact Base Material | Phosphor Bronze |
| Contact Mating Area Plating Material Thickness | .8 μm [31.49 μin] |
| Wire Contact Termination Area Plating Thickness | .8 μm [31.49 μin] |
| Wire Contact Termination Area Plating Material | Pre-Tin |



| | |
|---|-------------|
| Wire Contact Termination Area Plating Material Finish | Matte |
| Contact Orientation | Straight |
| Barrel Type | Open Barrel |

Termination Features

| | |
|------------------------------------|-------|
| Termination Method to Wire & Cable | Crimp |
|------------------------------------|-------|

Mechanical Attachment

| | |
|-------------------------|----------------------------|
| Connector Mounting Type | Cable Mount (Free-Hanging) |
| Wire Insulation Support | Without |

Dimensions

| | |
|--|---------------------------------|
| Wire Size | .12 – .35 mm ² |
| Accepts Wire Insulation Diameter Range | 1.19 – 1.75 mm [.047 – .069 in] |

Usage Conditions

| | |
|-----------------------------|----------------------------|
| Operating Temperature Range | -20 – 105 °C [-4 – 221 °F] |
|-----------------------------|----------------------------|

Operation/Application

| | |
|---------------------|-------|
| Circuit Application | Power |
|---------------------|-------|

Industry Standards

| | |
|------------------|-------------------------------|
| CSA Rating | Certified |
| Glow Wire Rating | Standard Part - Not Glow Wire |
| VDE Tested | No |
| Agency/Standard | CSA, UL |
| CSA File Number | LR 7189 |
| UL Rating | Recognized |
| UL File Number | E28476 |

Packaging Features

| | |
|--------------------|------|
| Packaging Method | Bag |
| Packaging Quantity | 1000 |

Other

| | |
|-----------------|----------------------|
| Wire/Cable Type | Discrete Wire |
| Wire Type | Stranded |
| For Use With | Cap and Plug Housing |



Product Compliance

[For compliance documentation, visit the product page on TE.com>](#)

| | |
|---|--|
| EU RoHS Directive 2011/65/EU | Compliant |
| EU ELV Directive 2000/53/EC | Compliant |
| China RoHS 2 Directive MIIT Order No 32, 2016 | No Restricted Materials Above Threshold |
| EU REACH Regulation (EC) No. 1907/2006 | Current ECHA Candidate List: JUNE 2022 (224) Candidate List Declared Against: JAN 2022 (223) SVHC > Threshold: Not Yet Reviewed |
| Halogen Content | Low Halogen - Br, Cl, F, I < 900 ppm per homogenous material. Also BFR/CFR/PVC Free |
| Solder Process Capability | Not applicable for solder process capability |

Product Compliance Disclaimer

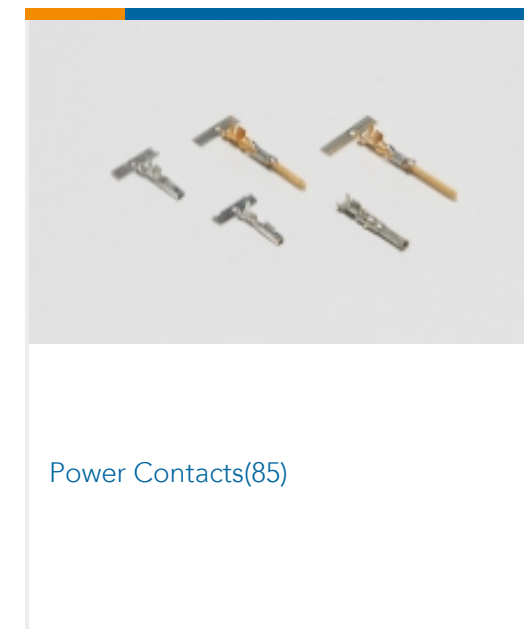
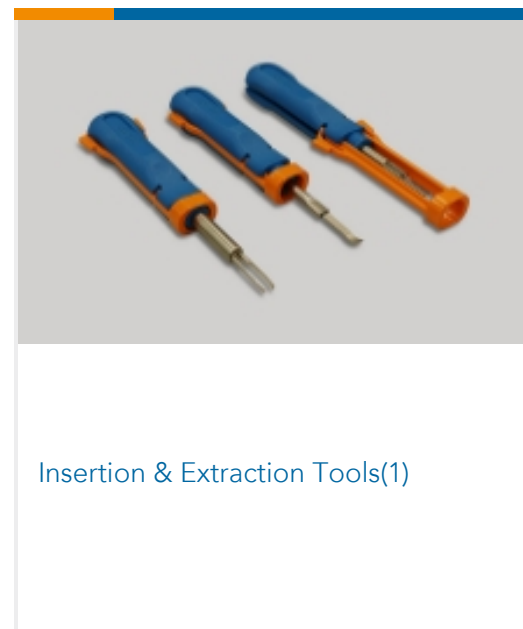
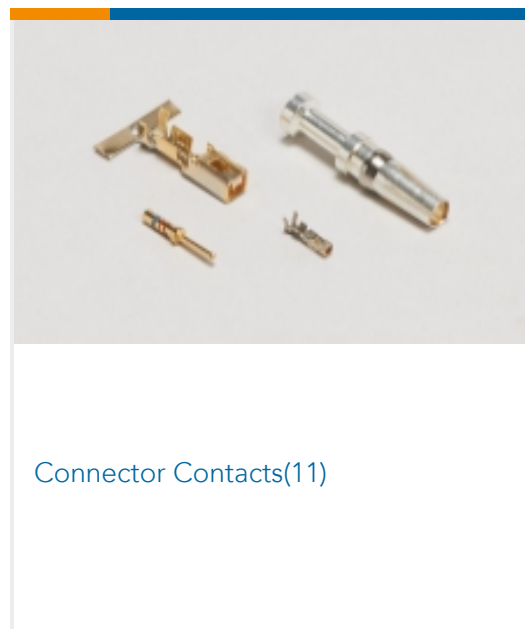
This information is provided based on reasonable inquiry of our suppliers and represents our current actual knowledge based on the information they provided. This information is subject to change. The part numbers that TE has identified as EU RoHS compliant have a maximum concentration of 0.1% by weight in homogenous materials for lead, hexavalent chromium, mercury, PBB, PBDE, DBP, BBP, DEHP, DIBP, and 0.01% for cadmium, or qualify for an exemption to these limits as defined in the Annexes of Directive 2011/65/EU (RoHS2). Finished electrical and electronic equipment products will be CE marked as required by Directive 2011/65/EU. Components may not be CE marked. Additionally, the part numbers that TE has identified as EU ELV compliant have a maximum concentration of 0.1% by weight in homogenous materials for lead, hexavalent chromium, and mercury, and 0.01% for cadmium, or qualify for an exemption to these limits as defined in the Annexes of Directive 2000/53/EC (ELV). Regarding the REACH Regulation, the information TE provides on SVHC in articles for this part number is based on the latest European Chemicals Agency (ECHA) 'Guidance on requirements for substances in articles' posted at this URL: <https://echa.europa.eu/guidance-documents/guidance-on-reach>

Compatible Parts

| | | | |
|---|---|--|--|
|  <p>TE Part # 90758-2 PROCrimp Die Mini Univ MNL</p> |  <p>TE Part # 189727-1 EXTRACTION TOOL</p> |  <p>TE Part # 455830-1 INSERTION TOOL</p> |  <p>TE Part # 770586-1 22P MINI UMNL PLUG HSG</p> |
|---|---|--|--|




Also in the Series | Mini-Universal MATE-N-LOK






Rectangular Backshells & Clamps(2)



Rectangular Boots & Strain Relief(2)



Rectangular Connector Keying Plugs(2)



Rectangular Connector Locking(2)



Rectangular Connector Seals(20)




Rectangular Power Connectors(283)

Customers Also Bought



TE Part #2-178128-4
DYNAMIC 3200 REC HSG 4P SGL Y



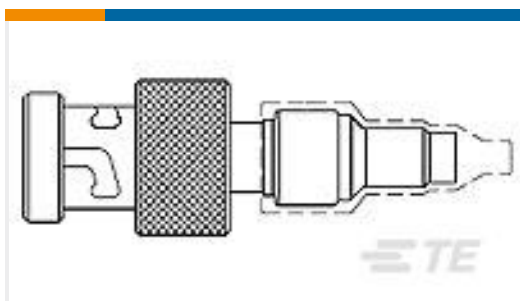
TE Part #1-917541-2
DYNAMIC D-5 S/ROW HDR ASY 4P H



TE Part #2-178139-2
DYNAMIC 3200 HDR H 6P ASSY



TE Part #2-179958-4
DYNAMIC D-5200S REC HSG 4P K/Y



TE Part #633671-000
DK-621-0433-1S



TE Part #1-353717-2
DYNAMIC D-3 REC CONT. 3LAU 0.38 L/P



TE Part #4-1617791-5
FCA-125-3604L=M83536/36-004L



TE Part #NB13462001
RNF-100-3/4-WH-STK



TE Part #5053082106
RNF-100-3/16-WH-STK

Documents



Product Drawings

MINI UNIVERSAL M-N-L PIN LP

English

CAD Files

3D PDF

3D

Customer View Model

[ENG_CVM_CVM_170363-4_1_c-170363-4-1.2d_dxf.zip](#)

English

Customer View Model

[ENG_CVM_CVM_170363-4_1_c-170363-4-1.3d_igs.zip](#)

English

Customer View Model

[ENG_CVM_CVM_170363-4_1_c-170363-4-1.3d_stp.zip](#)

English

By downloading the CAD file I accept and agree to the [Terms and Conditions](#) of use.

Product Specifications

Crimping of Mini-Universal MATE-N-LOK Contact

Japanese

Application Specification

Japanese

Instruction Sheets

Instruction Sheet (non U.S.)

Japanese

Mini-Universal MATE-N-LOK Connector

Japanese

Agency Approvals

Agency Approval Document

English